



**Site24x7**

**All-in-One monitoring solution  
from the cloud**

# Zoho Corp. - Established in 1996



## Internet of things for your enterprise

- IoT Platform for connected enterprise applications.
- Customized IoT Solutions for energy, remote, and mobile asset management.
- More than 25,000 multi-vendor network management

[www.webnms.com](http://www.webnms.com)



## Bringing IT together

- Comprehensive IT management software for all your business needs.
- IT Service Management,
  - IT Operations Management,
  - Endpoint Management
  - Active Directory Management
    - IT Security
    - IT Analytics

[www.manageengine.com](http://www.manageengine.com)



## The Operating System for Business

- Zoho has everything businesses need to boost sales, step up productivity, and manage all day-to-day activities.
- Tightly integrated.
  - Ready for mobile

[www.zoho.com](http://www.zoho.com)

# Power of Site24x7



Site24x7

---

**Performance Monitoring  
Solution for DevOps and  
IT Operations**

---



StatusIQ

---

**Public status page to  
notify Real-Time status  
to your users**

---

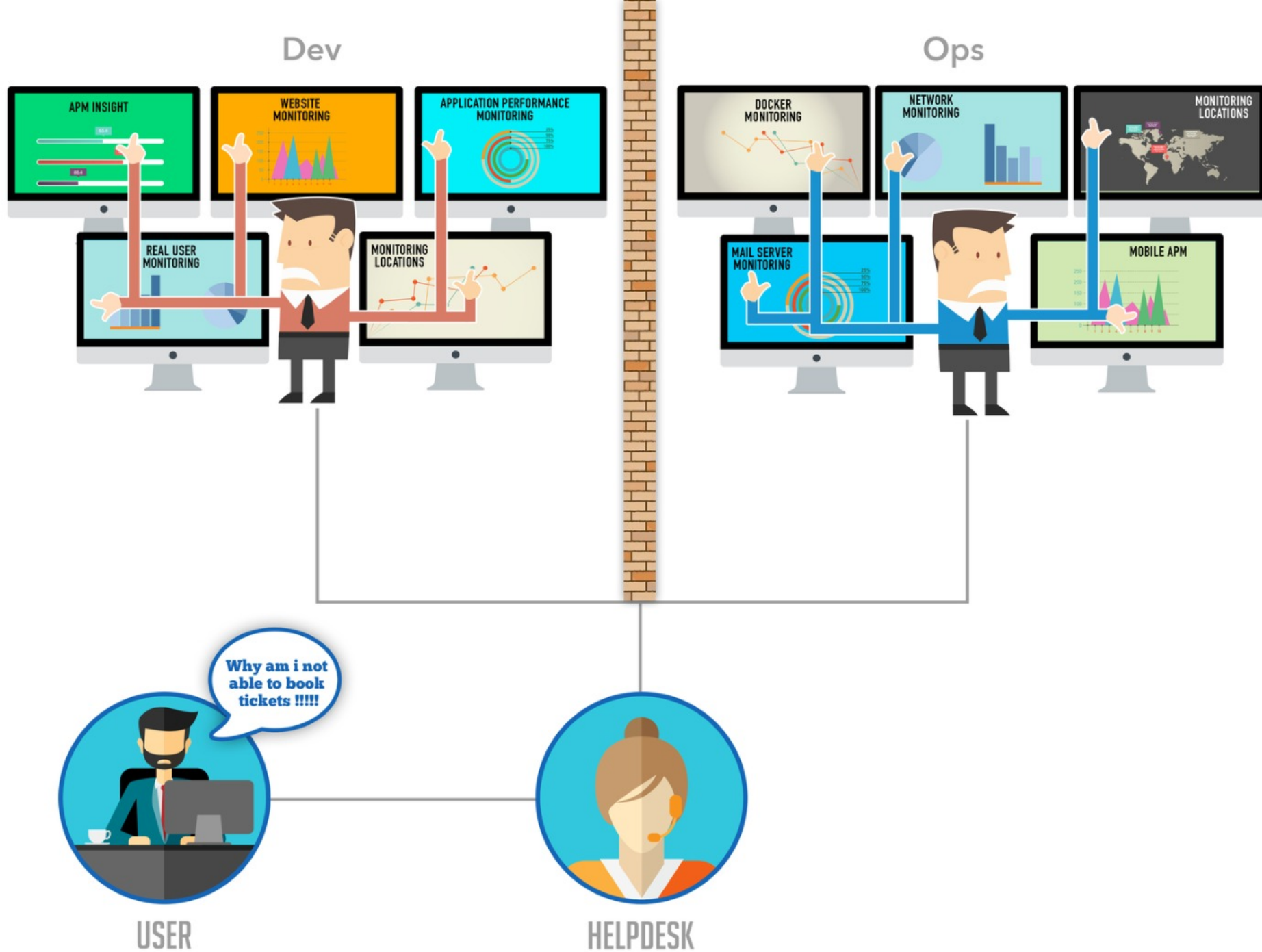


CloudSpend

---

**Cloud cost management  
software to optimize  
your CloudSpend for  
AWS & AZURE**

---



Recent study shows, Medium and Large Enterprise use more than **10 different tools** for monitoring their Infrastructure, without any integration capabilities.



# Site24X7 - DevOps & IT

*Lets stop the blame game!*

SaaS - based, all-in-one monitoring solution

- End User Experience Monitoring
- Application Performance Monitoring
- Server Monitoring
- Network Monitoring
- Public & Private Cloud Monitoring





**Internet services:** HTTPS, DNS Server, FTP Server, SSL/TLS Certificate, SMTP Server, POP Server, URLs, REST APIs, SOAP Web Service



**Web Transaction (browser):** Record and simulate multi-step user interactions in a real browser



**Real User Monitor:** Analyze and segment performance by browser, platform, geography, ISP and more.



**Public Status Pages:** Communicate downtime and notify customers about your service status.



**RMM for MSPs and CSPs:** Secure, scalable, and affordable monitoring suite for Managed Service Provider and Cloud Service Provider.



**Server Monitoring:** Monitor Windows, Linux, FreeBSD, MAC OSX and Docker. Pinpoint server issues with root cause analysis. Create Custom plugins and monitor critical attributes.



**Public and Private Cloud Monitoring:** Monitor workloads and troubleshoot app performance on cloud and virtualization platforms like Amazon Web Services, Azure and VMware



**Log Management:** Collect, consolidate, index, search, and troubleshoot issues using your application logs across servers and datacenters.



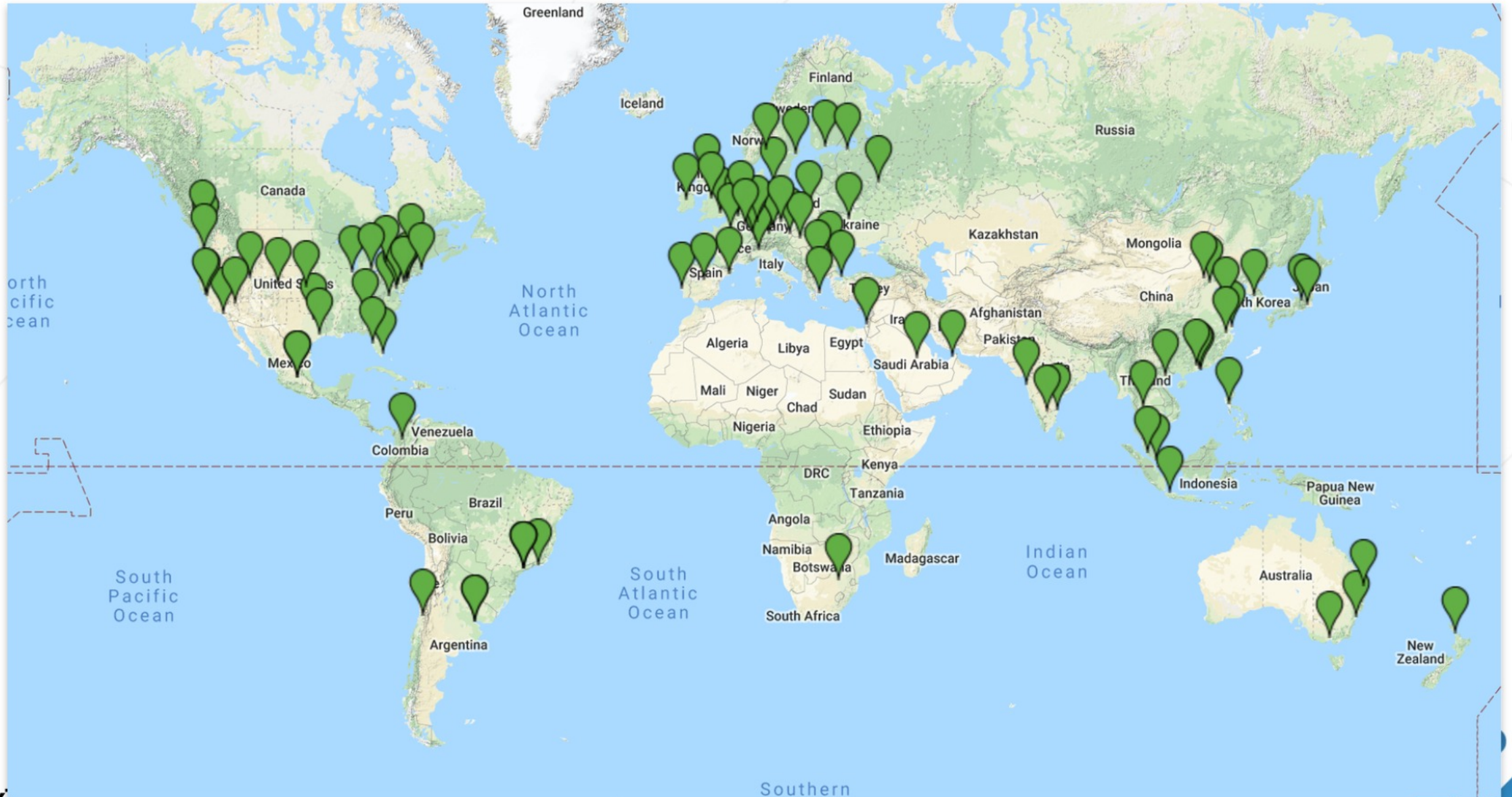
**Application Performance Monitoring for DevOps:** Monitoring for Java, .NET, Ruby, PHP, Node.js, Python, AWS, Azure and mobile platforms, to identify application servers and app component errors.



**Network Monitoring:** Monitor critical network devices like routers, switches, firewalls, etc. Get deep performance visibility required to manage complex networks along with NCM & NFA.



# 120+ checkpoints across the globe with 1min checks



# Slow is the new down

## Performance monitoring solutions



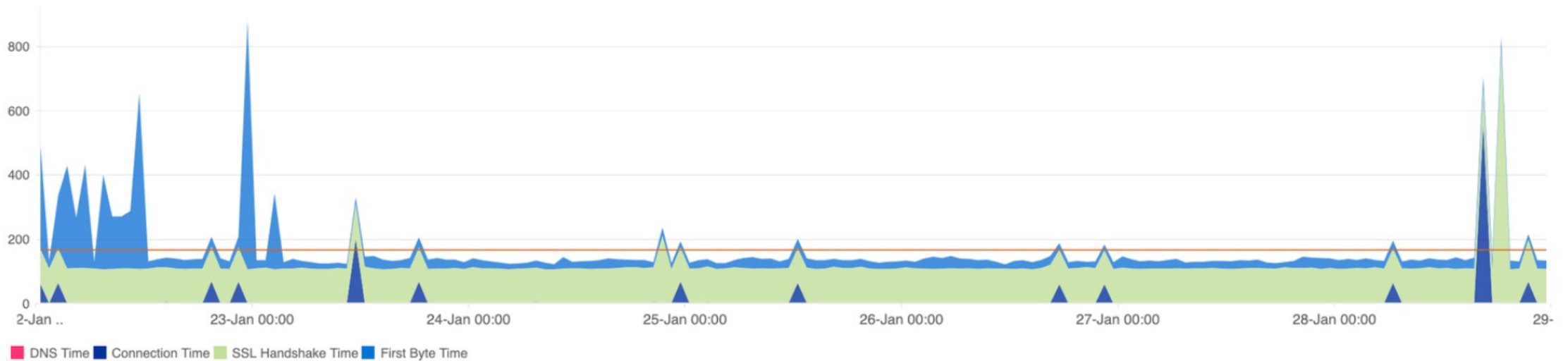
- A slow page load time of just 1 second can cost Amazon.com \$1.6 billion each year.
- 40% of online shoppers will bounce away if they have to wait for three seconds or more for a page to load.
- Google says, an extra 0.5 second in each search page generation decreases the traffic by 20%.

# Website Monitoring

Keep track of website uptime and responsiveness

## Response Time [🔗](#)

	Average	Minimum	Maximum
Response Time	167 ms	114 ms	9,180 ms
Throughput	0 KB/sec	0 KB/sec	0 KB/sec



## Global Status

- 📍 Seattle - US (Primary)
- 📍 Sao Paulo - BR
- 📍 Bengaluru - IN
- 📍 Ireland - IE
- 📍 New York - US
- 📍 Hanoi - VN

## Availability and Response Time by Location

Location	Availability (%)	Down Duration	Downtimes	Last Downtime	Response Time (ms)
Seattle - US	100	0 Mins 0 Secs	0	-	<span style="color: red;">9</span> <span style="color: green;">10</span> <span style="color: blue;">45</span> 167
Ireland - IE	99.96	3 Mins 44 Secs	1	Jan 28, 2019 5:53:05 AM	<span style="color: red;">124</span> <span style="color: green;">454</span> <span style="color: blue;">251</span> 840
Sao Paulo - BR	99.96	3 Mins 44 Secs	1	Jan 28, 2019 5:53:05 AM	<span style="color: red;">150</span> <span style="color: green;">548</span> <span style="color: blue;">278</span> 989
New York - US	100	0 Mins 0 Secs	0	-	<span style="color: red;">41</span> <span style="color: green;">222</span> <span style="color: blue;">170</span> 455
Bengaluru - IN	100	0 Mins 0 Secs	0	-	<span style="color: red;">248</span> <span style="color: green;">547</span> <span style="color: blue;">378</span> 1503
Hanoi - VN	100	0 Mins 0 Secs	0	-	<span style="color: red;">257</span> <span style="color: green;">878</span> <span style="color: blue;">378</span> 1543

Legend: ■ DNS time ■ Connection time ■ SSL Handshake Time ■ First byte time ■ Download Time



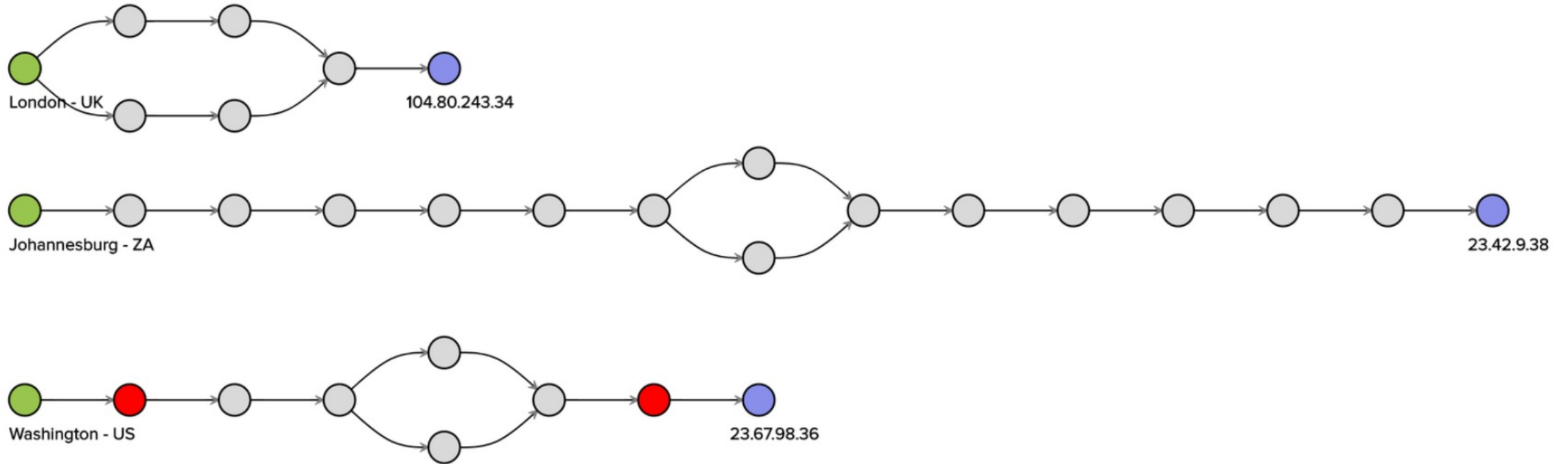
# Website Monitoring

## On Demand Netpath Analysis

### Network Path Analysis using Traceroute

Highlight node

Node label



# Webpage Speed Browser

- Monitor performance of webpage and its components using a real web browser (Firefox)
- Load time of every component used within the website in a waterfall chart (including images, CSS, JavaScript, etc.)

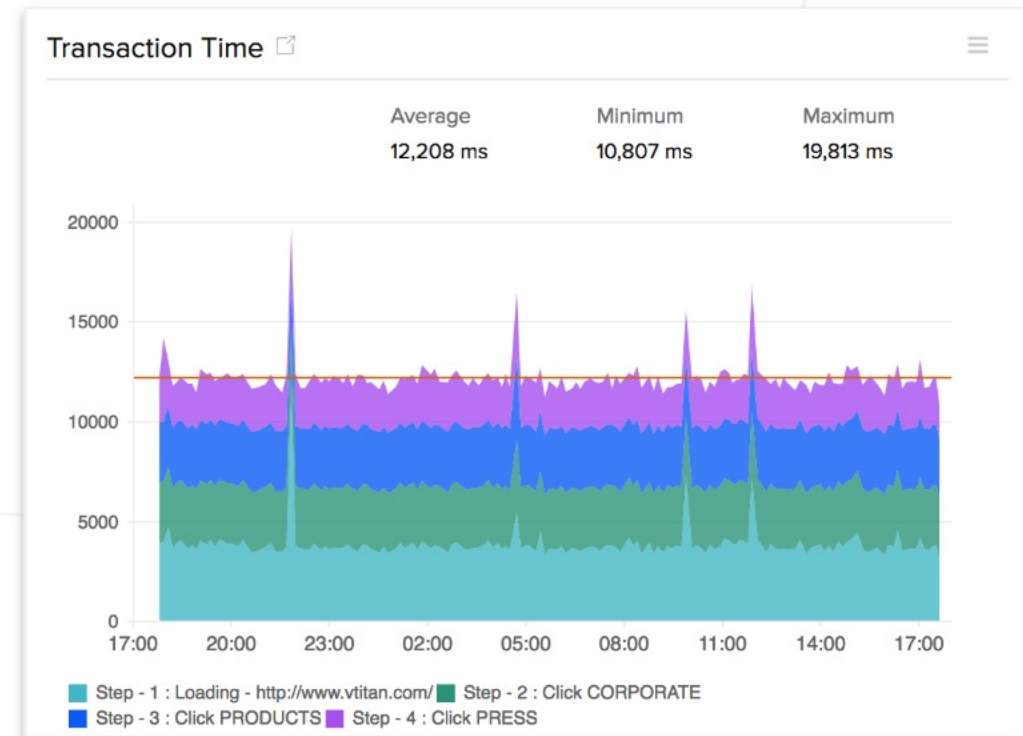
Urls	Status	HTTP Version	Size	Resp. Time	1.0s	2.0s	3.0s	4.0s	5.0s	6.0s	7.0s	8.0s	9.0s	10.0s
1. www.vtitan.com - %2F	301	HTTP/1.1	226 b	5,482 ms	[Waterfall bar]									
2. vtitan.com - %2F	200	HTTP/1.1	2.37 KB	5,733 ms	[Waterfall bar]									
3. vtitan.com - style.css	200	HTTP/1.1	1.19 KB	239 ms	[Waterfall bar]									
4. vtitan.com - logo.png	200	HTTP/1.1	10.56 KB	734 ms	[Waterfall bar]									
5. vtitan.com - fb.png	200	HTTP/1.1	1.58 KB	755 ms	[Waterfall bar]									
6. vtitan.com - twit.png	200	HTTP/1.1	1.53 KB	948 ms	[Waterfall bar]									
7. vtitan.com - in.png	200	HTTP/1.1	1.58 KB	957 ms	[Waterfall bar]									
8. vtitan.com - rss.png	200	HTTP/1.1	1.63 KB	708 ms	[Waterfall bar]									
9. vtitan.com - banner1.jpg	200	HTTP/1.1	117.54 KB	1,957 ms	[Waterfall bar]									
10. vtitan.com - home-page-1.png	200	HTTP/1.1	266.49 KB	2,416 ms	[Waterfall bar]									
11. vtitan.com - ind-banner.png	200	HTTP/1.1	249.92 KB	2,187 ms	[Waterfall bar]									
12. vtitan.com - home-page-2.png	200	HTTP/1.1	213.1 KB	2,214 ms	[Waterfall bar]									
13. vtitan.com - about-us.jpg	200	HTTP/1.1	78.76 KB	1,215 ms	[Waterfall bar]									
14. vtitan.com - products.jpg	200	HTTP/1.1	85.86 KB	1,670 ms	[Waterfall bar]									
15. vtitan.com - press.jpg	200	HTTP/1.1	77.3 KB	1,486 ms	[Waterfall bar]									
16. vtitan.com - jquery-1.3.2.js	200	HTTP/1.1	34.42 KB	495 ms	[Waterfall bar]									
17. vtitan.com - jquery-showcase.js	200	HTTP/1.1	3.68 KB	457 ms	[Waterfall bar]									
18. vtitan.com - white-dot.png	200	HTTP/1.1	1.26 KB	242 ms	[Waterfall bar]									
19. vtitan.com - black-dot.png	200	HTTP/1.1	2.87 KB	239 ms	[Waterfall bar]									
20. vtitan.com - favicon.ico	404	HTTP/1.1	209 b	238 ms	[Waterfall bar]									

Legend: DNS Lookup (pink), Connecting (dark blue), Time to First Byte (light blue), Content Download (cyan), Start Render (purple), Document Complete (red)

PageSpeed Score	Page Load Time
50	3,064 ms
Grade	Suggestion
(B) 87	Avoid bad requests
(E) 55	Avoid CSS @import
(A) 100	Defer parsing of JavaScript
(D) 67	Enable compression
(A) 100	Enable Keep-Alive
(A) 100	Inline Small CSS
(F) 0	Inline Small JavaScript
(F) 14	Leverage browser caching
(A) 100	Make landing page redirects cacheable
(C) 72	Minify CSS

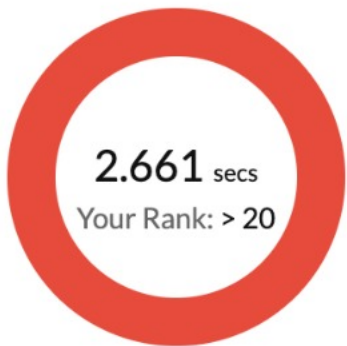
# Web Transaction (Browser)

- Synthetic transaction monitoring using a real browser to monitor complex web transactions and userflows
- Uses a robust recorder tool to record web transactions and play back the same via Firefox/Chrome/Edge browsers



# Website Defacement monitoring

- Monitor website hacks, web content integrity check and intelligent base lining.
- Image, Script, Anchor, Iframe, Link, Text defacement



Response Time



Availability

Summary Defacement History Inventory

Since the last poll, the monitoring engine has detected modification to one or more webpages listed below. If you feel that the web page has been tampered with, "mark the page as defaced" to reset the web page to the initial baseline version. You can "ignore this change" if it was intentionally made at your end. If left as such, the monitor's status will be cleared automatically after an hour's time.

Current Page Stats

Link	Page Size(KB)	Element Defacement Status	Script Percentage Modified	Text Defacement Status	Text Percentage Modified	Reason
/search-results.html?q=OS+Deployment	13.75	0/5 elements modified	0%	+	0%	-
/me_partners.html?MEtab	121.97	0/5 elements modified	0%	+	1%	-
/login.html?url=https://www.manageengine.com	-	-	0%	-	0%	Unable to load the webpage
https://www.manageengine.com	71.35	0/5 elements modified	0%	-	3%	Text content modified
/	58.97	0/5 elements modified	0%	+	1%	-
/signup.html	8.69	0/5 elements modified	0%	+	0%	-
/search-results.html?q=On-premises&siteurl=	61.15	0/5 elements modified	0%	+	0%	-
/search-results.html?q=Remote+Access+Software	61.15	0/5 elements modified	0%	+	0%	-
/search-results.html?q=Asset+Management	13.75	0/5 elements modified	6%	+	0%	-
/search-results.html?q=Desktop+Management	13.75	0/5 elements modified	0%	+	0%	-

## Defacement Details - -

### Text Content modification

Original Value	Modified Value
América Latina (Spanish)	Australia (English)
Australia (English)	Brazil (Português)
Portugal (Português)	Schweiz (French)
Schweiz (French)	South Africa (English)
South Africa (English)	Spain (España)
Spain (España)	Sverige (svenska)
Sverige (svenska)	Taiwan (中文)

# Root Cause Analysis

- Identify the actual cause behind a downtime for effective troubleshooting.
- HTTP errors, DNS analysis, PING analysis, Traceroute, Screenshot.

The screenshot displays a Root Cause Analysis (RCA) dashboard for a host named `http://airtel.in`. The dashboard includes the following details:

- Host Name:** `http://airtel.in`
- Monitor Type:** Web Page Analyzer
- Current Status:** Unavailable
- Reason:** testdsf sfsdf
- Downtime:** From : Jun 1, 2017 12:33:05 AM To : Jun 21, 2017 8:02:03 PM
- Downtime Duration:** 20 days 19 Hrs 29 Mins

A button labeled "Create Request in ServiceDesk Plus On-Demand" is visible below the downtime information.

An inset window titled "First Check - Texas - Screenshot" shows a "Server not found" error message from Firefox. The message states: "Firefox can't find the server at www.airtel.in." and provides the following troubleshooting steps:

- Check the address for typing errors such as `ww.example.com` instead of `www.example.com`
- If you are unable to load any pages, check your computer's network connection.
- If your computer or network is protected by a firewall or proxy, make sure that Firefox is permitted to access the Web.

A "Try Again" button is located below the error message.

At the bottom of the dashboard, there is a table showing monitoring locations and their status:

Location	Reason	Resolved IP
Fromont-CA	Server not found	-
Texas	Server not found	-
Denver	Server not found	-
Phoenix	Server not found	-
Queretaro	Server not found	-
Vancouver	Server not found	-

A link "Whitelist our IP Addresses" is located at the bottom right of the dashboard.



# Other Internet services

- Domain Expiry
- SSL Certificate
- DNS Servers
- SMTP, POP, IMAP and TCP Ports
- Ping
- REST APIs
- Rest API Transaction
- NTP server
- SOAP Web Services
- Real-time Blacklist Check
- Brand Reputation
- WebSocket
- FTP Transfer
- Mail Delivery
- ISP Latency

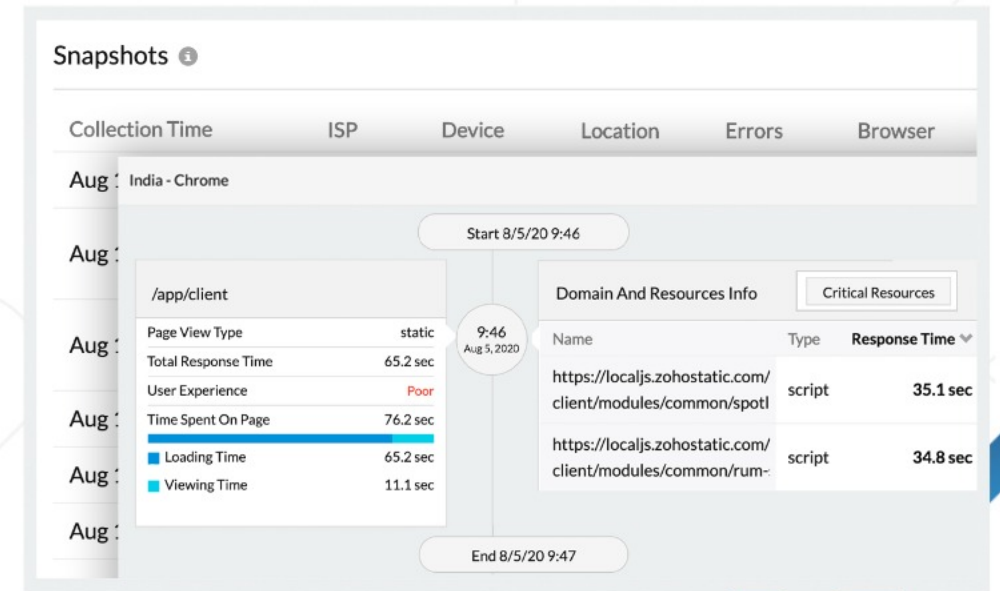
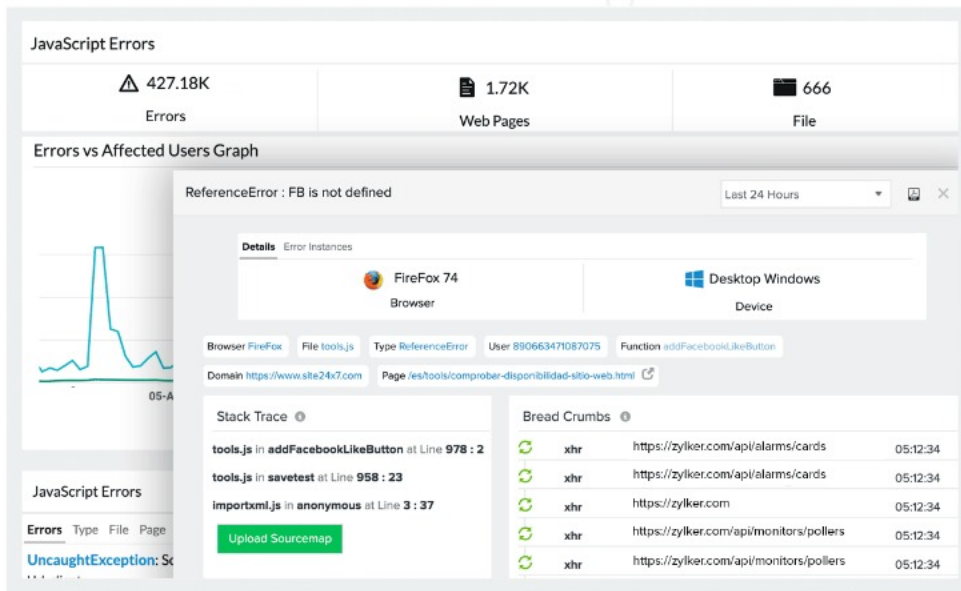
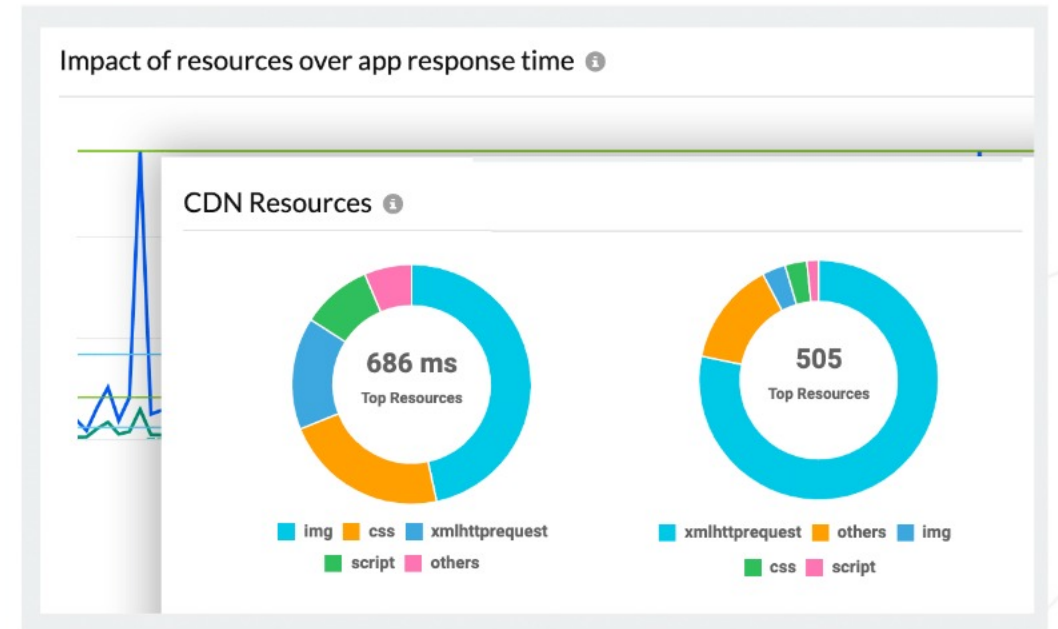
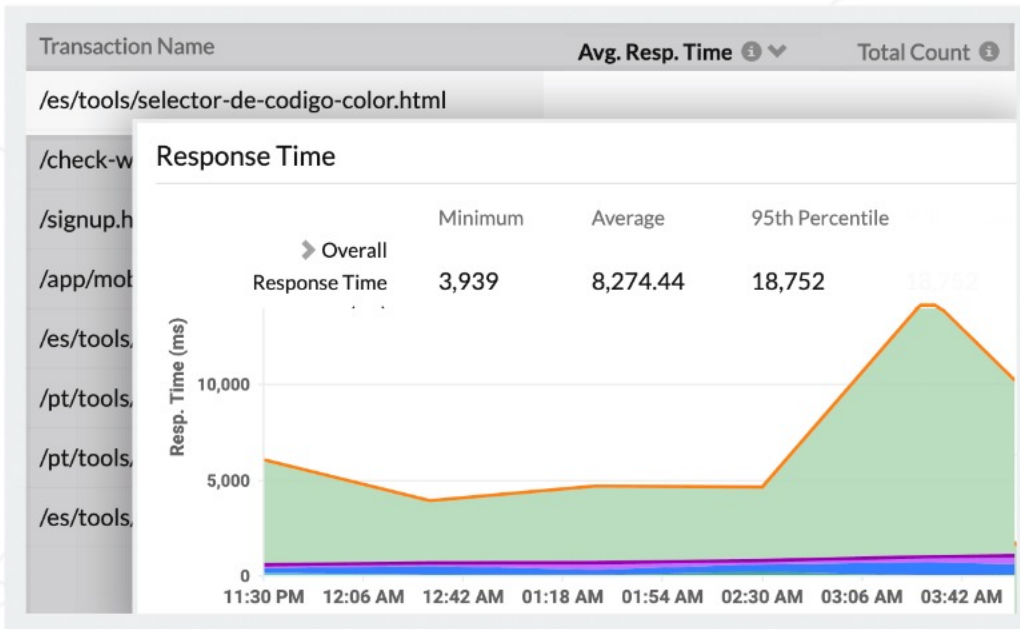
# **Real User Monitor**

# Real User Monitoring (RUM)



Working Architecture

# View global application performance and user satisfaction.



# View global application performance and user satisfaction.

Apdex Summary Report - World

World

Apdex

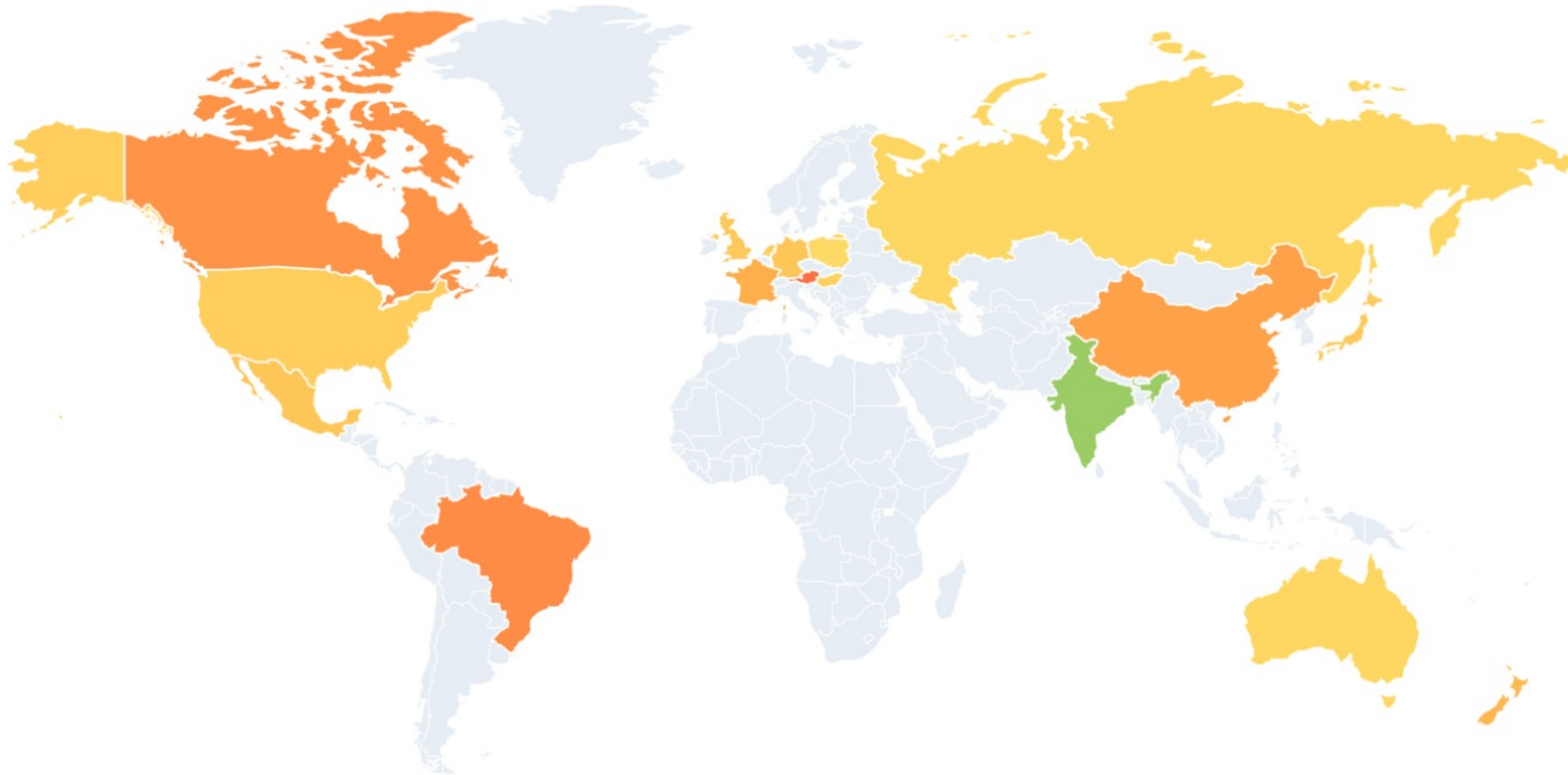
Response Time

Pageviews

Error

CSV

**World** USA India Australia China Japan



Korea (south)

0.69

China

0.64

New Zealand

0.70

Mexico

0.74

United States

0.76

Japan

0.75

India

0.94



# Monitor Active Web Applications

**Site24x7** Search Monitors/Groups/Tags + 🔔 👤 ?

Real User monitoring 🕒 Last updated 2 minutes ago ☰ Add Application 📅 Take a Tour Last 7 days

0 Down   1 Critical   1 Trouble   1 Up

Total Monitors: 9  
0 Maintenance   1 Configuration Error(s)  
0 Discovery in Progress   1 Suspended Monitors

Real User Monitoring + Buy More  
Licensed Applications 📌 9/100  
Pageviews Consumed This Month 📌 42147/10000000  
[Pageviews splitup](#)

[View All](#)

Active Websites or Applications 📌

### 📈 Zylker-Live

Response time (s) A Week Ago  
**4.75** ▲ 75.27% 2.71

Throughput (rpm) A Week Ago  
**1.58** ▲ 30.10% 1.22

Errors A Week Ago  
**727** ▼ 88% 6247

Apdex 0.756  
Satisfied - 10.20K - 63.9 %  
Tolerating - 3.71K - 23.3 %  
Frustrated - 2.04K - 12.8 %

Pageviews 15949

Last data collection  
**Just now**

Users  
Total Users : 252  
New Users : 83

Site24x7

# Pageview Splitup

**Pageviews Splitup**

### Application Pageviews Split-Up

- RUM-Traditional
- RUM-Ang-Sep11
- rumlocalgrid

### Top 5 applications by pageviews

Application Name	Pageviews
ZYLKER	9069
SAMPLE-APP	270
TEST-APP	165

### Monthly Pageviews Summary

Licensed Pageviews for this month **500K**

Used: [Bar] Projected: [Bar] License: 500K

Legend: 0-50% (Green), 50-75% (Yellow), 75-100% (Red)

### Pageviews Consumed This Month


	Average	Minimum	Maximum	95th Percentile
ZYLKER	755.75	0	3,784	3,784
SAMPLE-APP	22.5	0	192	192
TEST-APP	13.75	0	44	44

Legend: RUM-Traditional (Green), RUM-Ang-Sep11 (Red), rumlocalgrid (Purple)

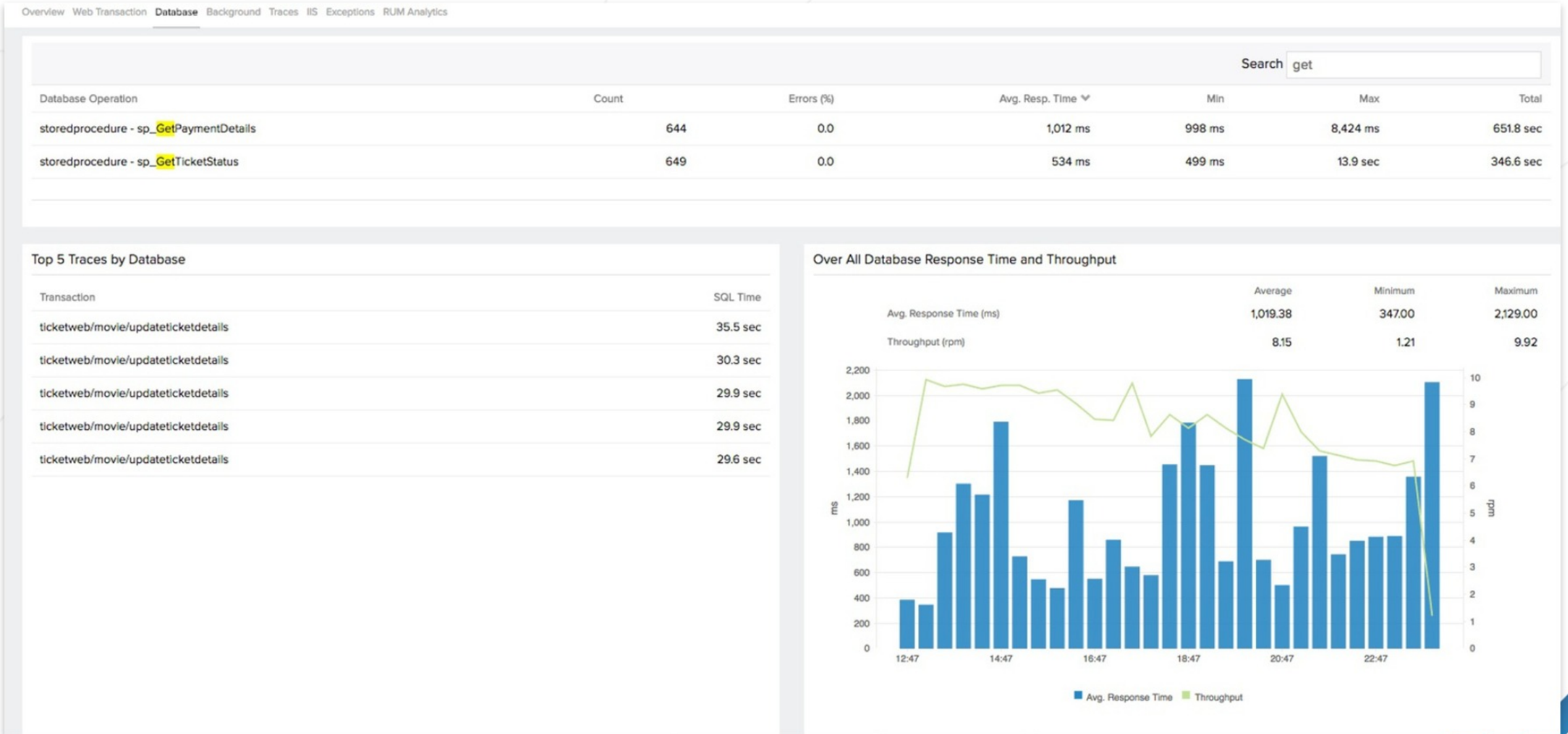
**APM-Insight**

# Platforms Supported

- Java
- .Net
- Ruby on Rails
- PHP
- Node.js
- Python

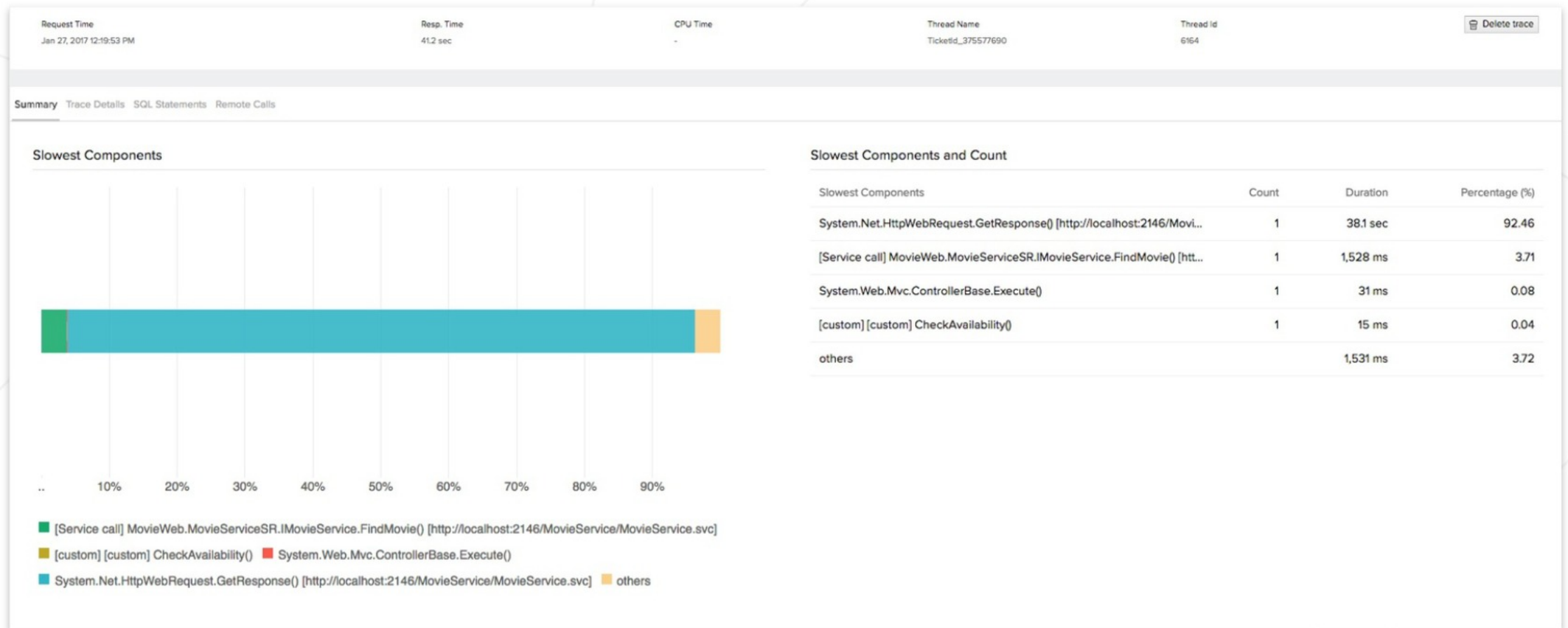


# Comprehensive view of all your DB operations.

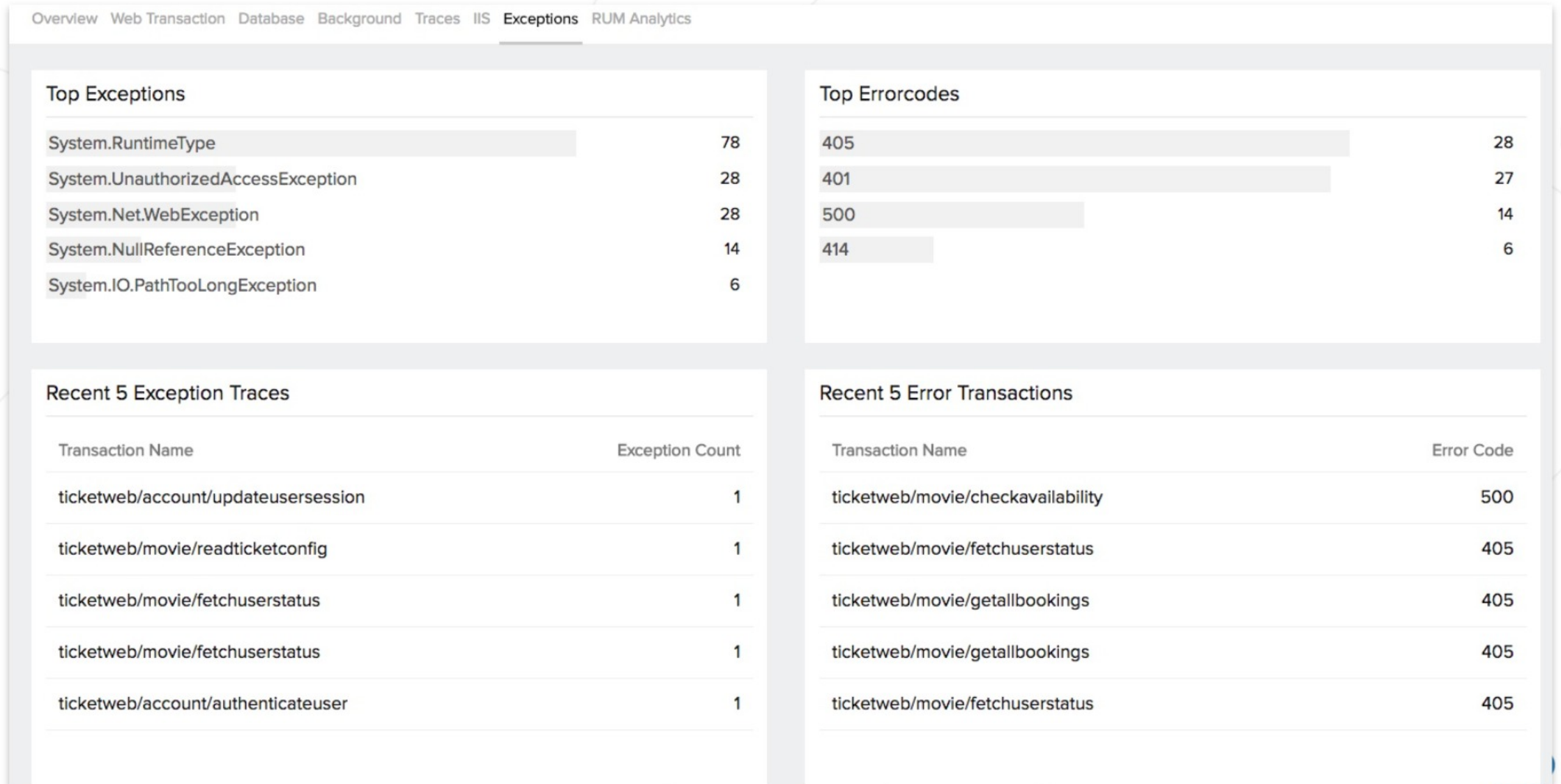




# Identify slow queries using traces



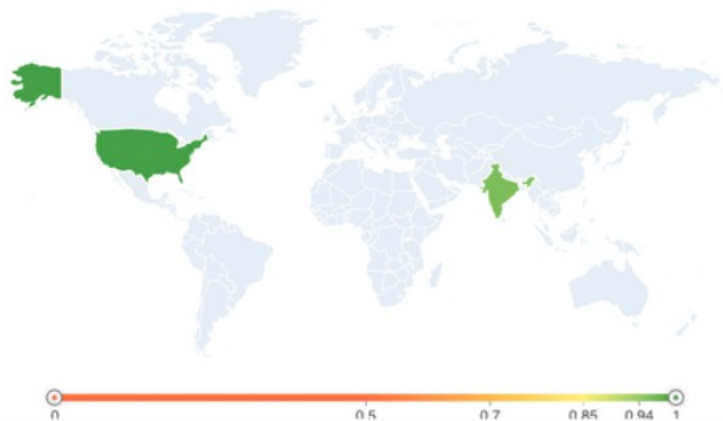
# Capture exceptions and pinpoint errors as they occur.



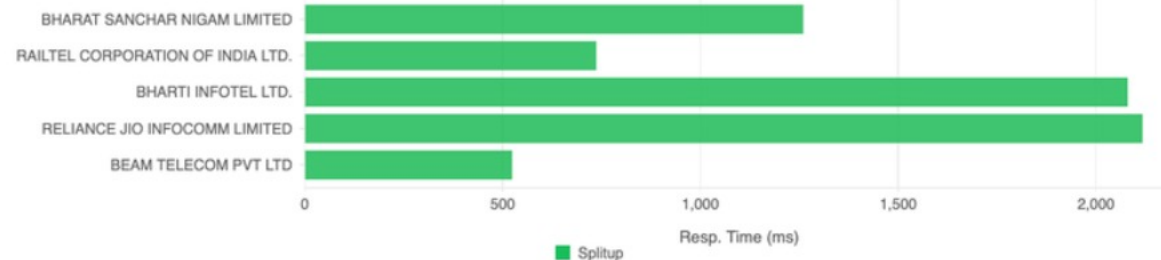
# APM Insight-RUM Integration

Capture metrics from the click on the browser, upto the back end processing time of the transaction.

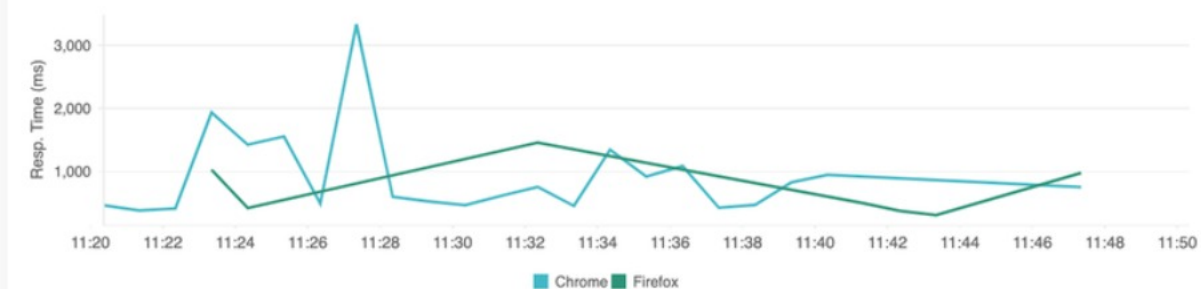
Apdex Score



Response Time by ISP



Response Time by Browser



Response Time by Device

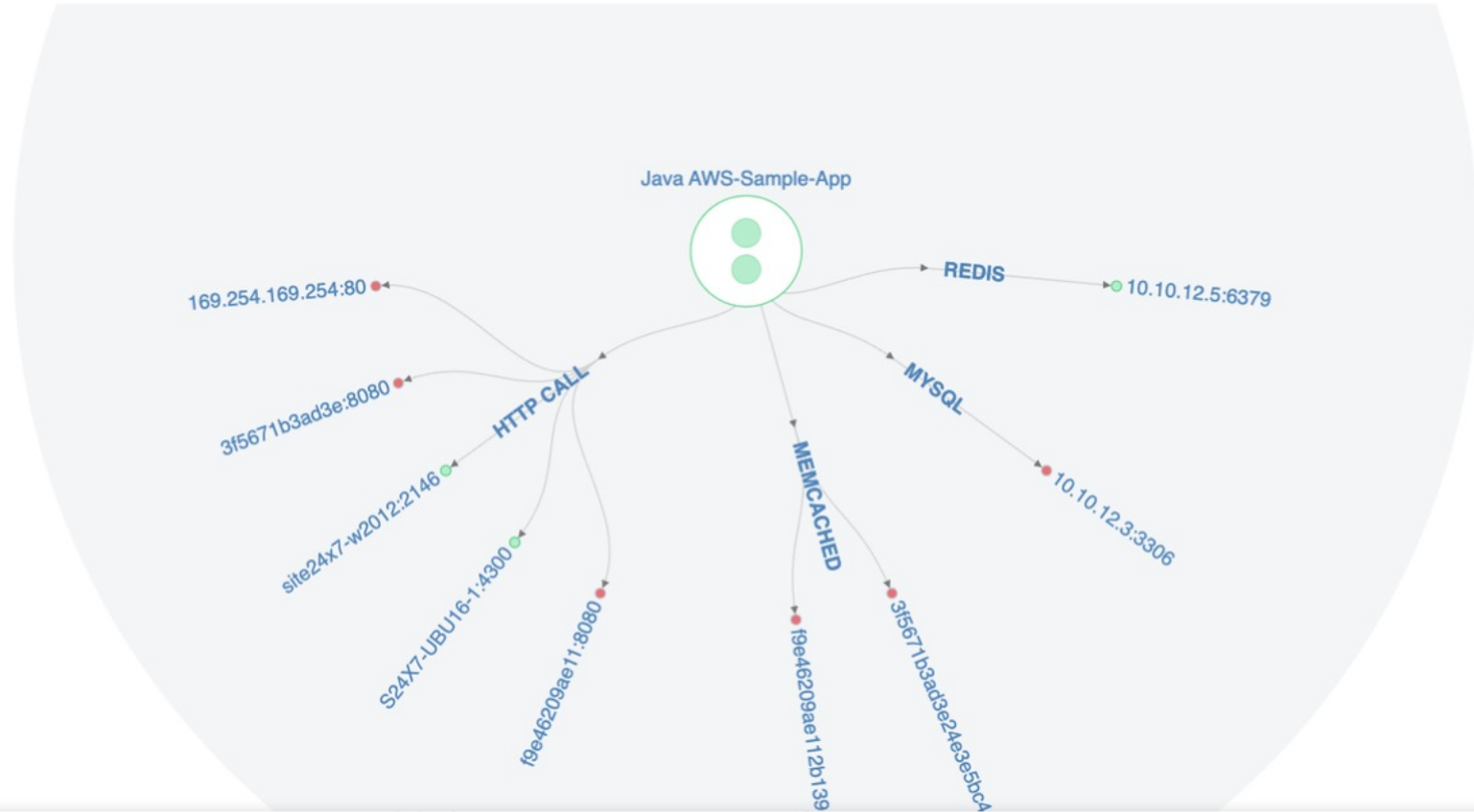


# Service Map

Map View

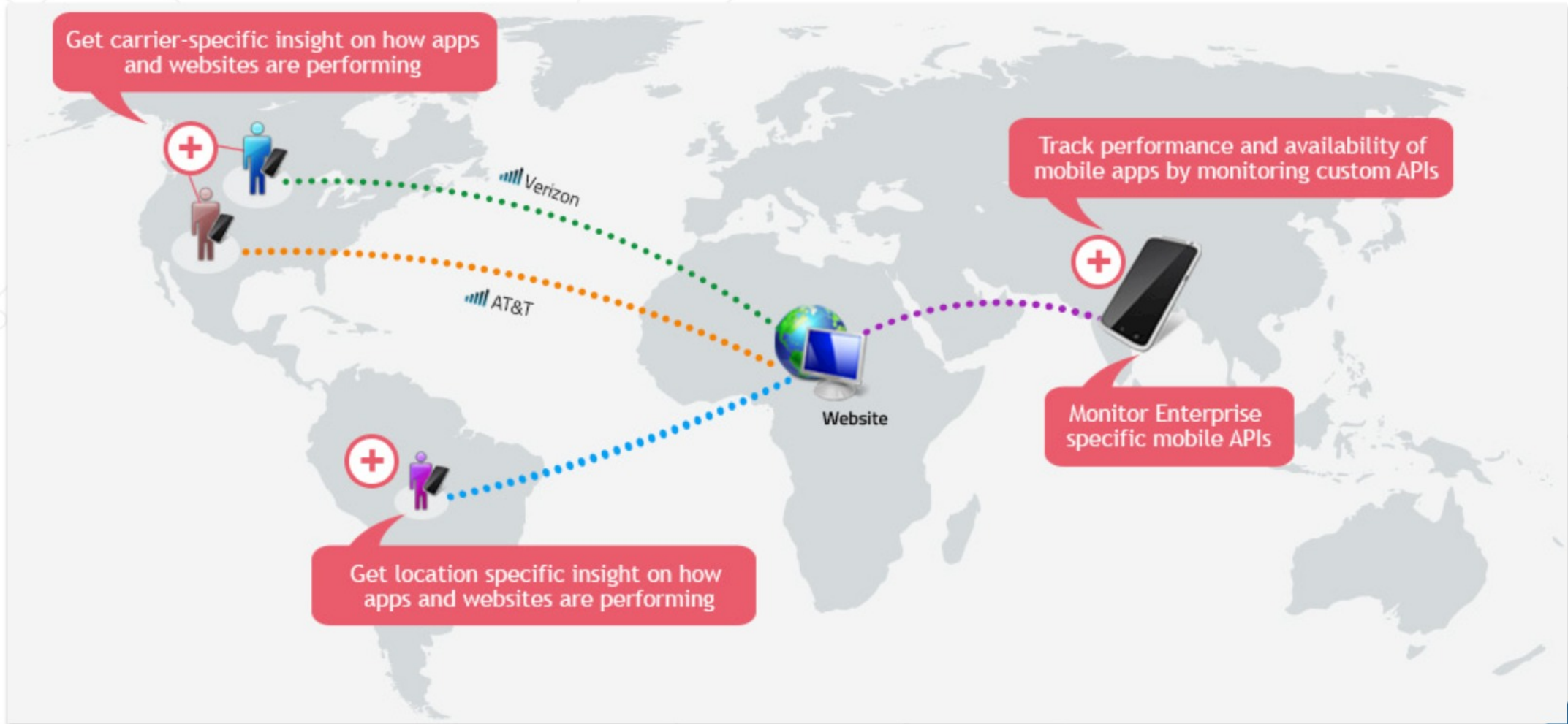
Graph View

Tabular View



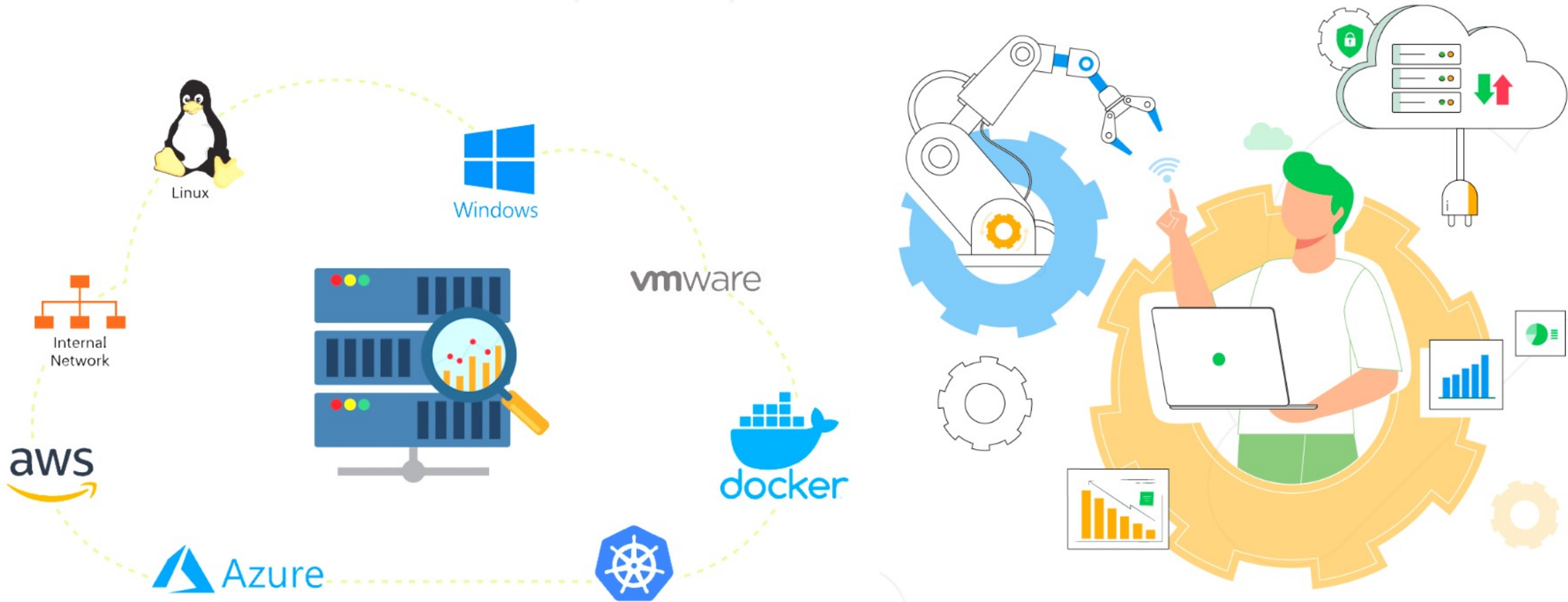
# Mobile Application Performance monitoring

Monitor user experience on native mobile apps.



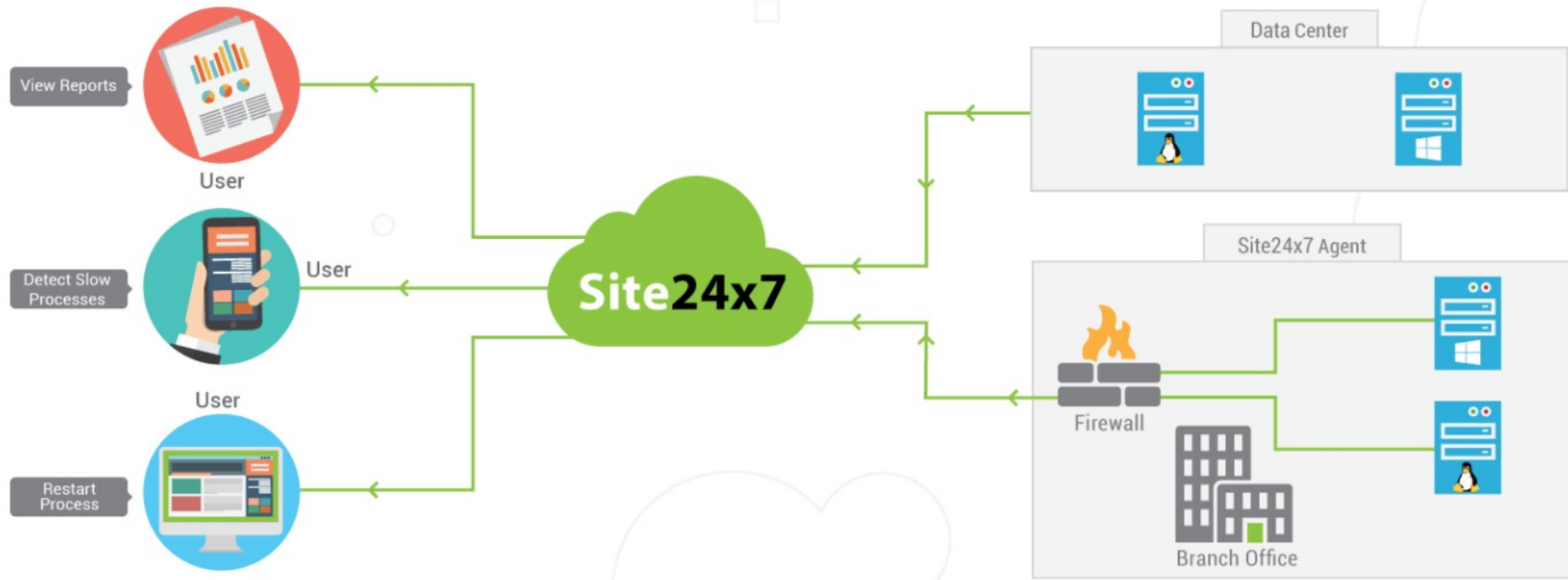


# Infrastructure monitoring

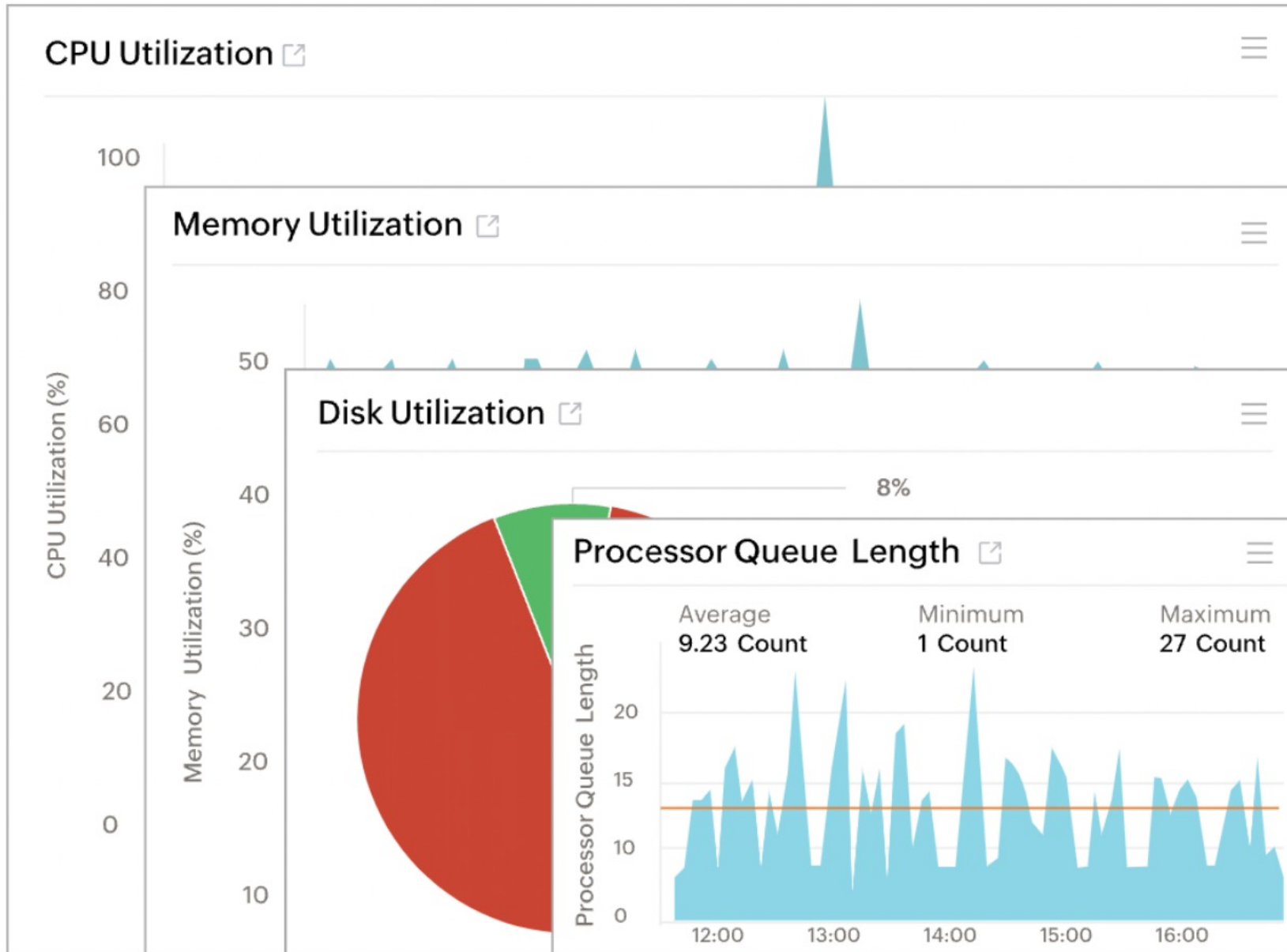


# Server Monitoring

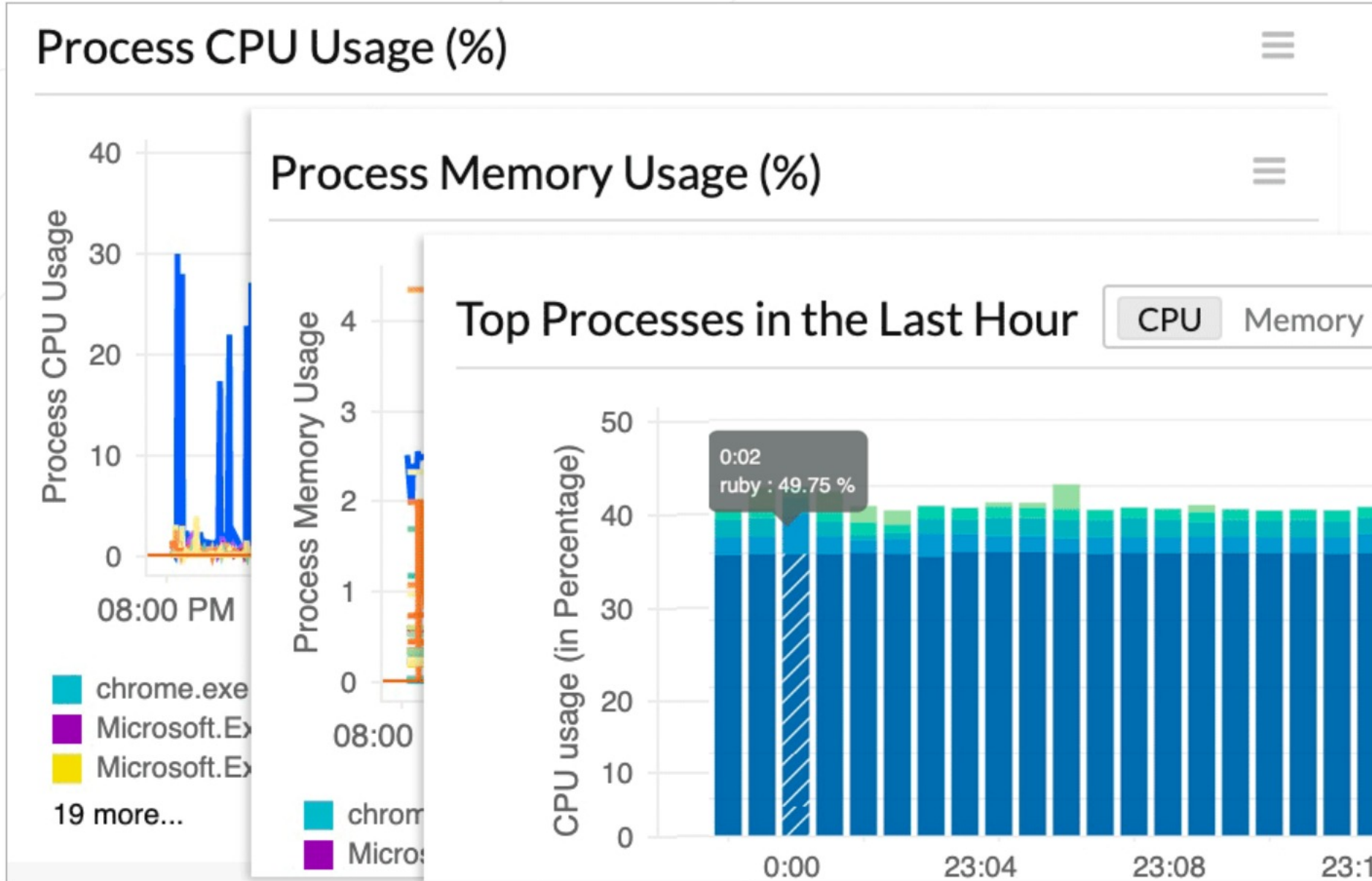
- Windows
- Linux
- Mac OS
- Free BSD machines



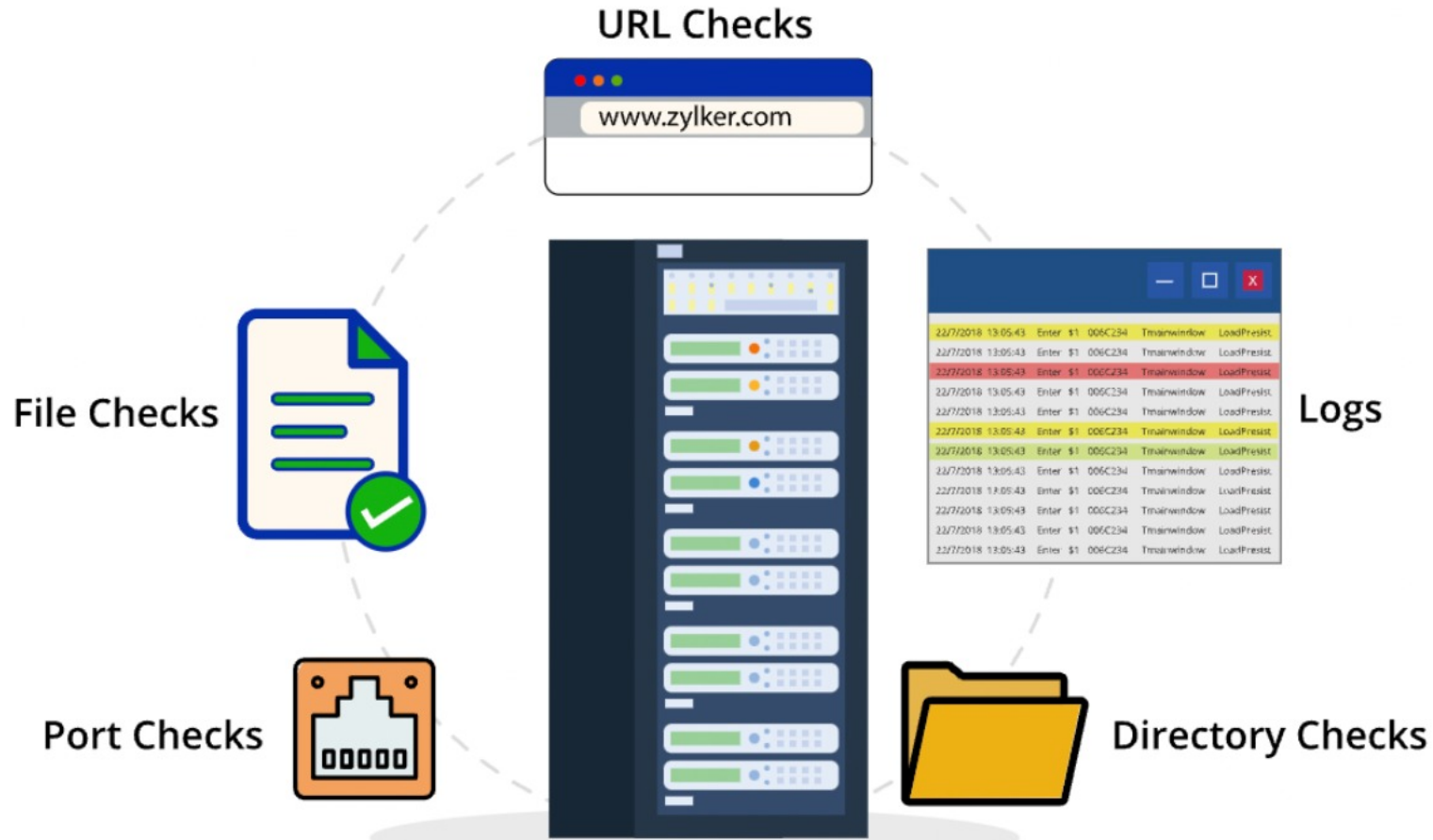
# Monitor CPU, memory, disk and network usage.



# Monitor critical Processes and services



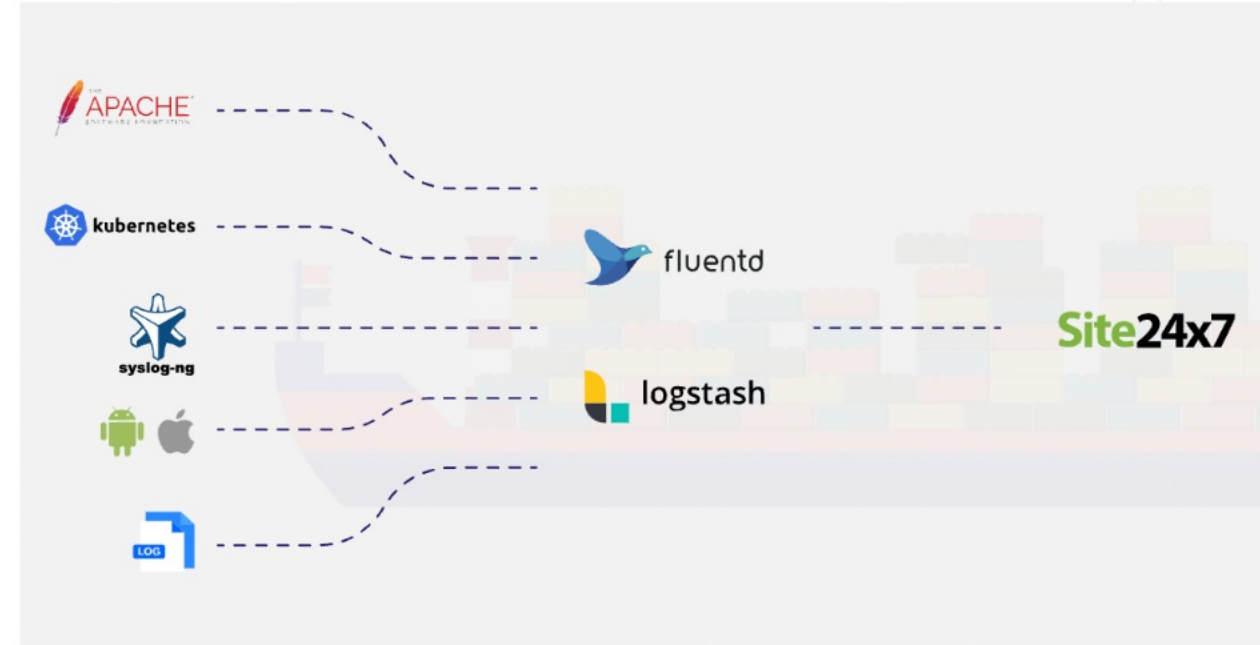
# Monitor critical Resources



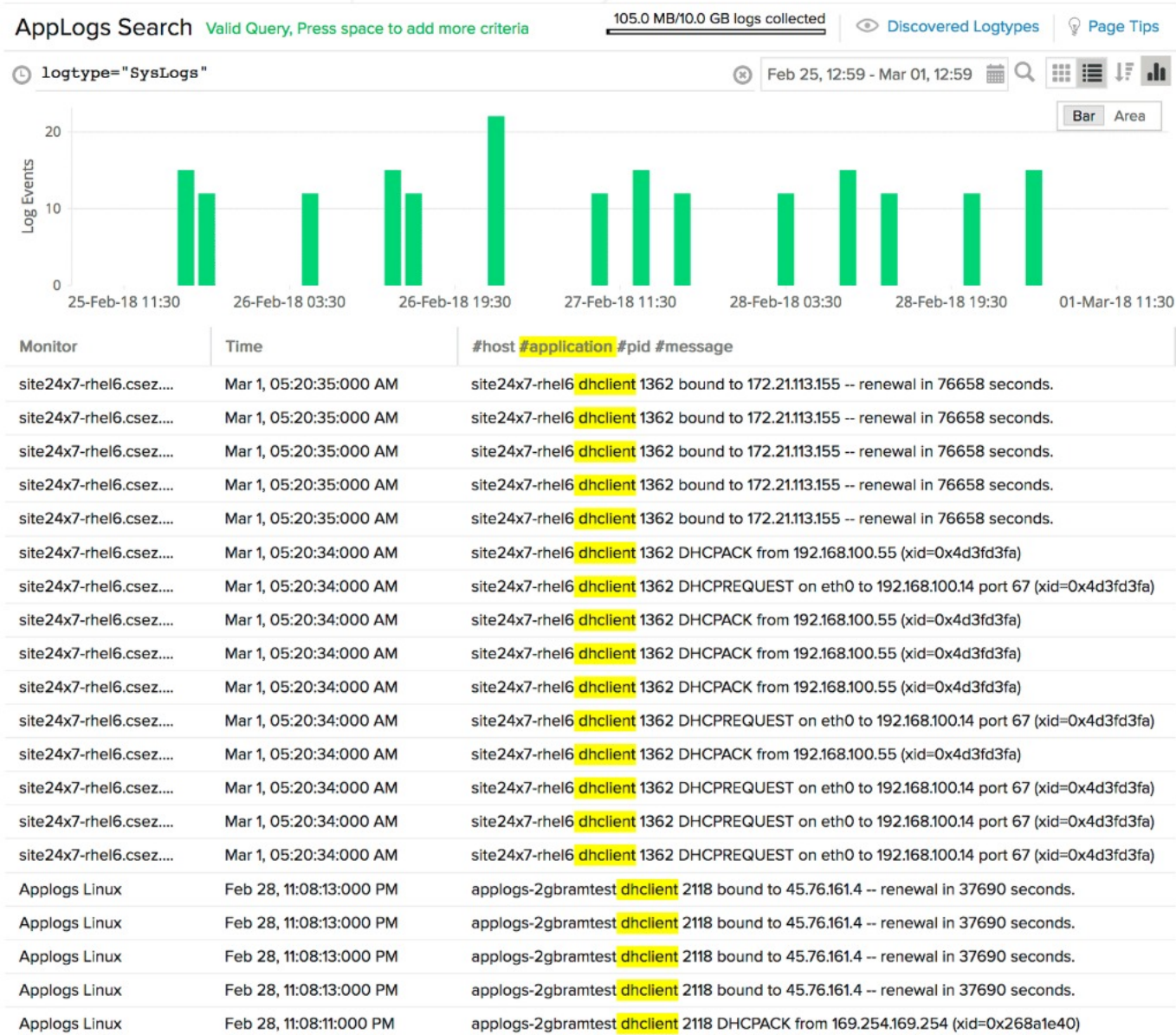


# Application log management for DevOps

- Collect logs from multiple servers.
- No need to log into servers
- Consolidate logs across servers
- Indexing for faster search and retrieval
- Support for custom application like IIS, Cassandra, Apache, and many more
- Reduce Mean Time to Identify (MTTI) and Mean Time to Repair (MTTR).



# Application log analysis



# Cron Job Monitoring - Peace of mind

How it works ?


Add a cron monitor, setup alerts, be notified when the job fails or extends its specified time period & analyze their performance using our reports



# **Plugin & MS Application Monitoring**




# Using Site24x7 Plugins, Yes they can! Kiosk machines







# Site24x7 Plugins | Create your own monitoring

- Create your own Linux based plugins using Python or Shell scripts.
- Windows based plugins can be created using DLL, Batch, PowerShell and VB scripts.



# Hassle free application monitoring



# IIS Applications

site24x7-win2012.site24x7.com [Version - ...]

Microsoft IIS Server Details Sites **Applica**

- Name
- TicketBooking/TicketWeb
- Default Web Site/
- Default Web Site/LoadTest
- TicketBooking/MovieService
- TicketBooking/
- EmpSite/EmpApp
- EmpSite/

Active Application Details

Name ▾

Default Web Site/

### Applications

	Application Name	Site Name	Path	status	Pool Name	protocol
<input checked="" type="checkbox"/>	Default Web Site/	Default Web Site	/	↑	DefaultAppPool	http
<input type="checkbox"/>	Default Web Site/Library Site	Default Web Site	/LibrarySite	↑	TestWeb	http
<input checked="" type="checkbox"/>	Default Web Site/LoadTest	Default Web Site	/LoadTest	↑	DefaultAppPool	http
<input checked="" type="checkbox"/>	EmpSite/	EmpSite	/	↑	EmpSite	http
<input checked="" type="checkbox"/>	EmpSite/EmpApp	EmpSite	/EmpApp	↑	EmpSite	http
<input type="checkbox"/>	EmpSite/MSSQLWCF	EmpSite	/MSSQLWCF	↑	MSSQLWCF	http
<input type="checkbox"/>	EmpSite/MYSQLWCF	EmpSite	/MYSQLWCF	↑	MYSQLWCF	http
<input type="checkbox"/>	ftpsite/	ftpsite	/	↑	ftpsite	http
<input type="checkbox"/>	MockUp/	MockUp	/	↑	MockUp	http
<input type="checkbox"/>	MockUp/MockUp	MockUp	/MockUp	↑	MockUp	http

Showing 10 per page 1 to 10 of 15 rows

Add Close

Last 24 Hours

Discover Applications

Status	Enable APM Insight
↑	<input checked="" type="checkbox"/>
↑	<input type="checkbox"/>
↑	<input type="checkbox"/>
↑	<input checked="" type="checkbox"/>
↑	<input checked="" type="checkbox"/>
↑	<input type="checkbox"/>
↑	<input type="checkbox"/>

Threshold Configuration

Bytes Sent(KB) ▾ Concurrent Requests ▾ Action

1

# MSSQL Clusters

↑ CLUSTER-SQLSERVER

SQLSERVER [Version - 20.2.0] Microsoft SQL Server

Last 24 Hours

Operations Capacity Planning DevOps Database AppLogs Outages Inventory Log Report

Incident Chat

100 %  
Availability

100 %  
Buffer Cache Hit Ratio

62 %  
Plan Cache Hit Ratio

s24x7-wclu2.s24x7clu.com  
Active Node

0  
Downtimes

## Events Timeline

No Outages Occurred

03 AM

06 AM

09 AM

12 PM

03 PM

06 PM

09 PM

Wed 09

Down Critical Trouble Maintenance Anomaly Suspended

## Microsoft SQL Server Details

Host Name	CLUSTER
IP Address	172.24.129.100
Instance Name	SQLSERVER
Version	11.0.2100.60
SQL Agent Service	↑
SQL Browser Service	↑
Last Polled	Nov 9, 2022 2:13:34 AM

## Active Connections

Count: Avg 4 | Min 4 | Max 4

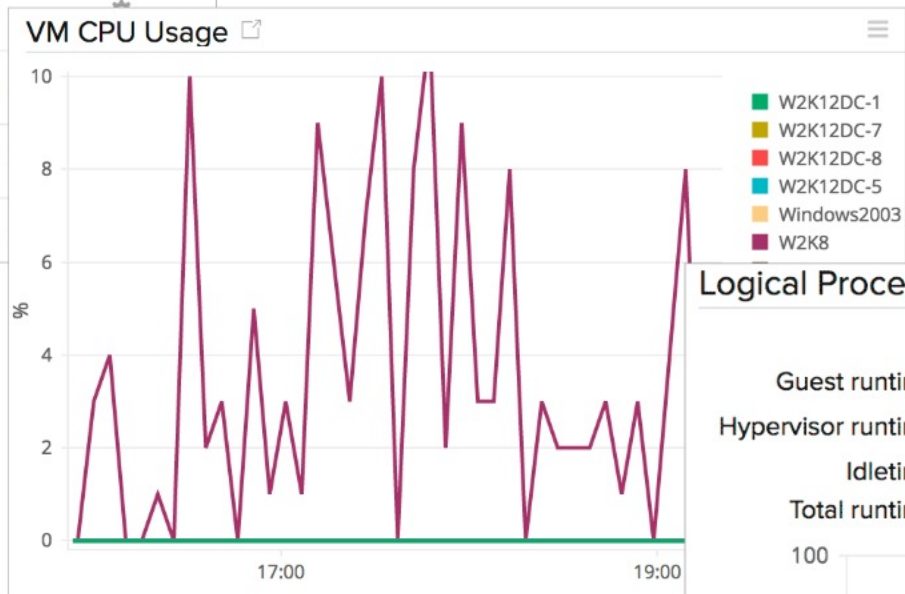


# HyperV Monitoring

Overview VM Details Processor Network Storage **Management** Outages Inventory

## VM Configurations

Name	State	Start/Stop /Restart	Processor Count	Minimum Memory(MB)	Maximum Memory(GB)	Memory Startup(MB)	Settings
test-2	<span style="color: green;">⬆️</span>	■ ↻	5	512	1024	514	⚙️
test-1	<span style="color: green;">⬆️</span>	■ ↻	1	512	1024	512	⚙️
test-14	<span style="color: red;">⬇️</span>	▶️	1	256	1024	512	⚙️
test-8	<span style="color: green;">⬆️</span>	■ ↻	1	512	1024	512	⚙️
test-12	<span style="color: green;">⬆️</span>	■ ↻	1	512	1024	512	⚙️



## Logical Processor Runtime

	Average	Minimum	Maximum
Guest runtime (%)	39.51	3	90
Hypervisor runtime (%)	1.47	0	7
Idle time (%)	16.47	0	986
Total runtime (%)	39.34	3	80





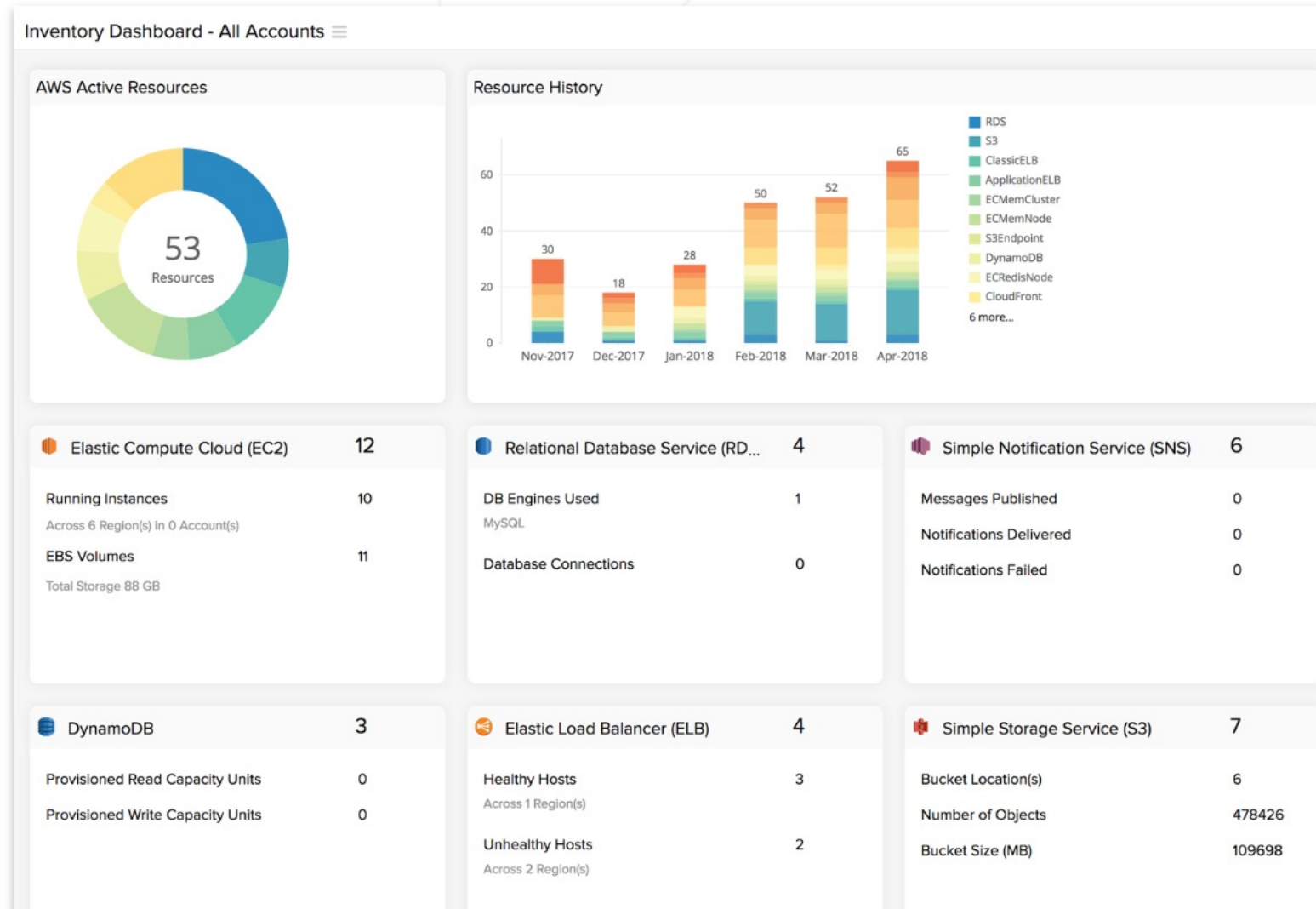
# Amazon Web Services Monitoring

- Expanding support for AWS Services
  - EC2, RDS, DynamoDB, ElastiCache, Redshift, ELB, SNS Topics, Lambda, Elastic Beanstalk, EBS, S3, Cloudfront, Kinesis
- Unified EC2 monitoring
  - CloudWatch data with agent based monitoring in a single dashboard

# AWS Services Supported



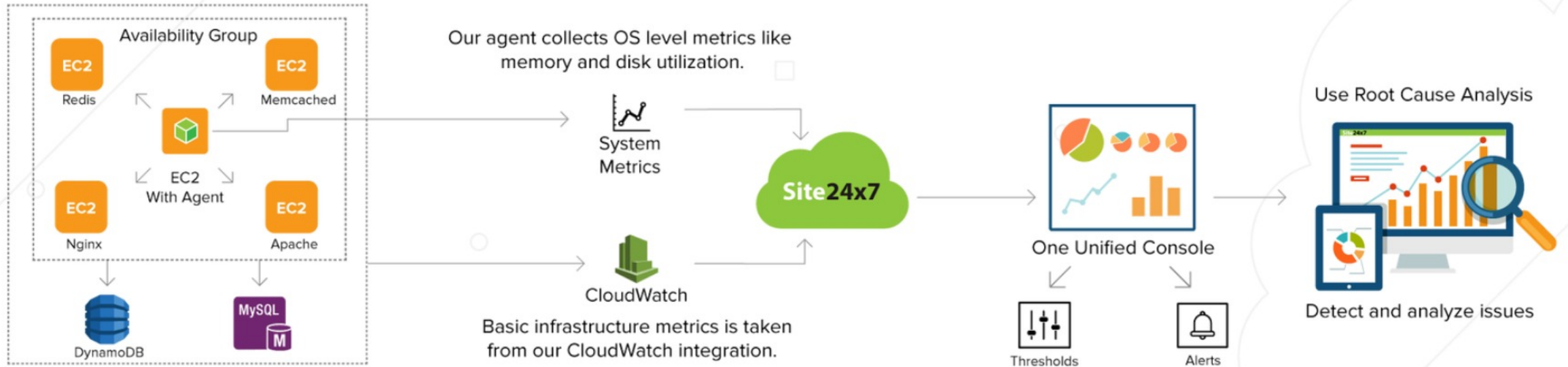
# All new Inventory dashboard for AWS




# Integrated EC2 Monitoring

## Unified monitoring for EC2 instances

## Comprehensive Dashboard



# Azure monitoring





# Azure health dashboard

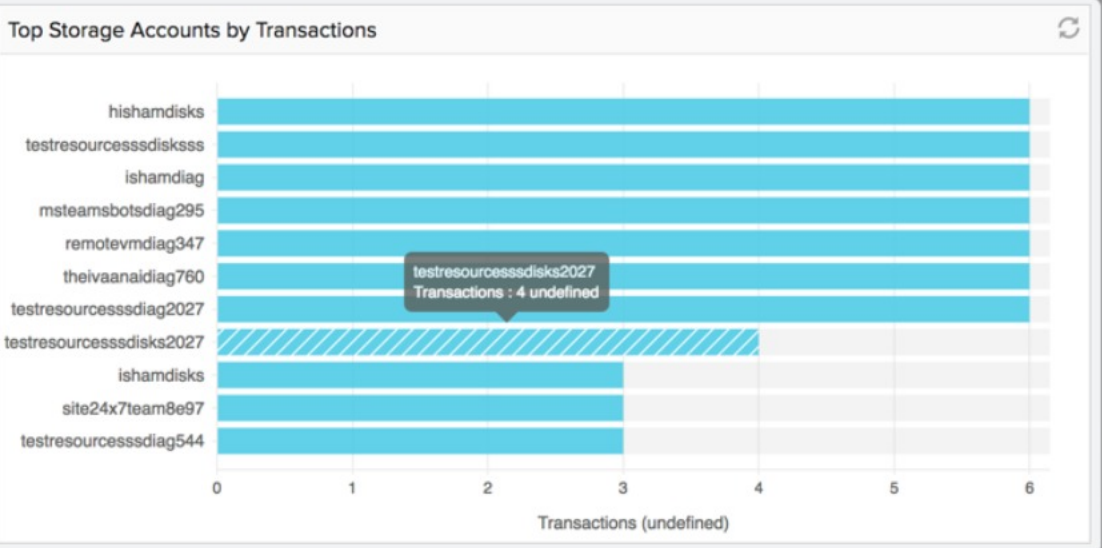
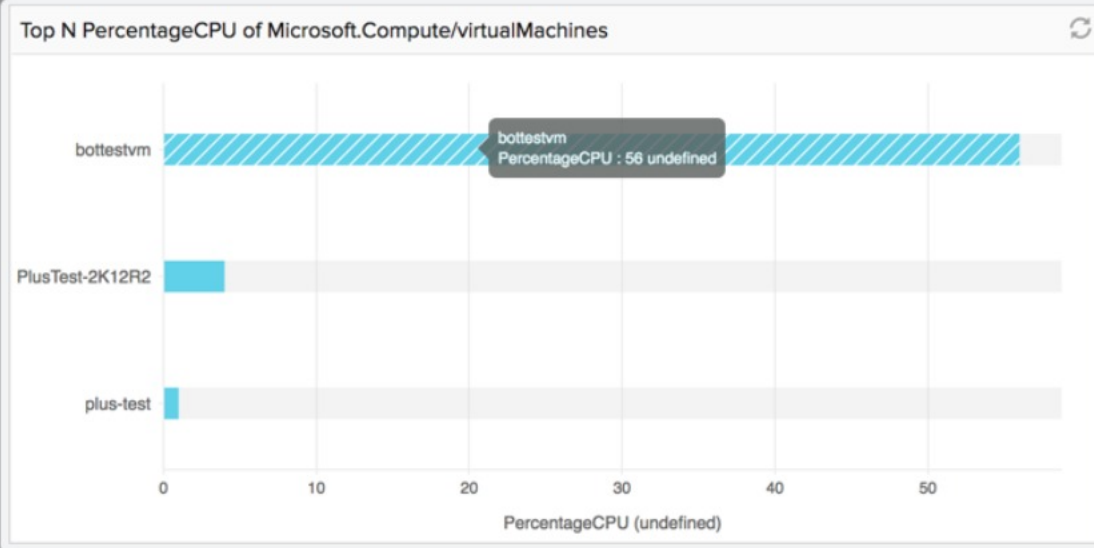
Real-time update on the status of all the discovered resources

Choose a device

AppFree	arun-345 3354375 8nsbfdjd	azuretes tdemoss s	bottestv m	bottestv m-ip	bottestv m468	dd	dd-ip	Essential 2012R2	Essential 2012R2-i p	essential 2012r29 33	Hisham- vnet	hishamdi sks	ishamdia g	ishamdis ks	msteams bots-vne t	msteams botsdiag 295	plus-test	plus-test -ip
plus-test 146	PlusTest- 2K12R2	PlusTest- 2K12R2-i p	plustest- 2k12r28 48	PlusTest- 2K16	PlusTest- 2K16-ip	plustest- 2k16716	PlusTest- 2K8R2	PlusTest- 2K8R2-i p	plustest- 2k8r231 3	Remote VM-vnet	remotev m591	remotev mddiag34 7	Shobana Plus-vne t	Shobana Plusvnet 494	Site24x7 ABotzaz ydy	Site24x7 MBotclo eej	Site24x7 rBotcwe hsy	Site24x7 Team
site24x7 team	site24x7 team8e9 7	Site24x7 Teams5 bgqif	TestReso urcesss- vnet	TestReso urcesss- west	testreso urcesss urcesss	testreso urcesss urcesss	testreso urcesss urcesss	testreso urcesss urcesss	Theivaa nai-vnet	theivaan aidiag76 0	Ubuntu1 6TestVM	Ubuntu1 6TestVM -ip	ubuntu1 6testvm 274	W2K8R2 -Hisham	Win2012 TestVM	Win2012 TestVM-i p	win2012t estvm94 9	


PlusTest-2K16  
 Status: Down  
 Reason: This virtual machine is stopping and deallocating as requested by an authorized user or process

Hover on a DOWN resource to know the root cause.

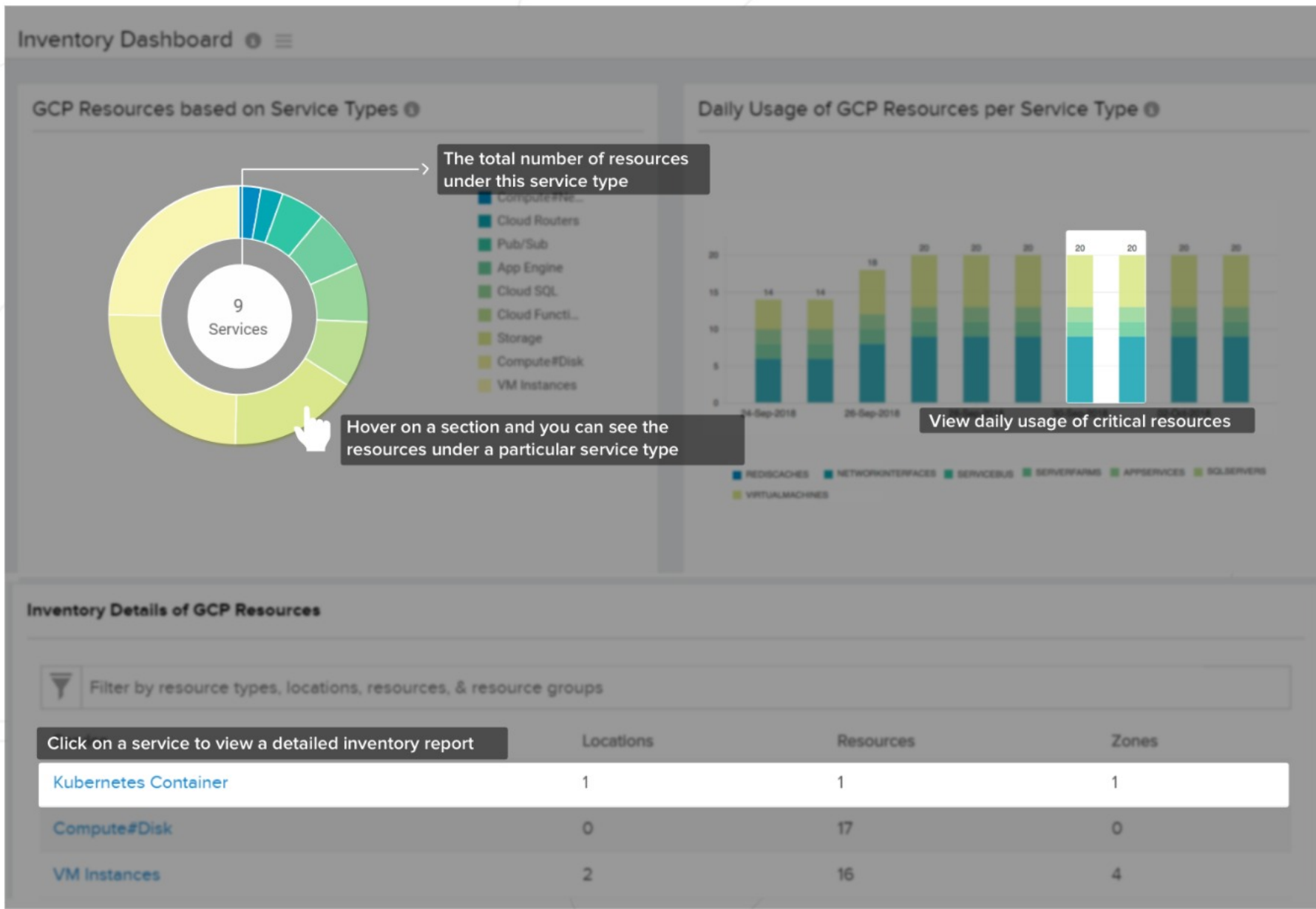


Top N Reports for the service types Virtual Machines, App Services, Storage Accounts, and SQL Server

# Google Cloud Platform



# GCP Inventory Dashboard



# CloudSpend

CloudSpend

Your evaluation expires in 98 days [Upgrade Now](#)

Business Units ⓘ [Configure Business Unit](#) [Schedule Report](#) [Share](#)

Month	Production_servers	AWS_Linked_US_1
Nov 2021	1,000	1,000
Dec 2021	700	700
Jan 2022	500	500
Feb 2022	500	500
Mar 2022	500	500
Apr 2022	500	3,800
May 2022	700	4,600
Jun 2022	500	5,200
Jul 2022	700	3,200
Aug 2022	1,800	3,300
Sep 2022	1,600	4,600
Oct 2022	500	500

Select All  
Production\_servers AWS\_Linked\_US\_1

Business Units <span>ⓘ</span>	Previous Month (\$) <span>ⓘ</span>	Current Month to Date (\$) <span>ⓘ</span>	Forecast (\$) <span>ⓘ</span>
AWS_Linked_US_1 <span>ⓘ</span> Associated Accounts: 1 Account(s) Selected	4,614.21	533.8 (↓ 83.395%)	2,822.06 (↓ 38.84%)
Production_servers <span>ⓘ</span> Associated Accounts: 8 Account(s) Selected Associated Tags: 1 Tag(s) Selected	1,643.22	258.9 (↓ 28.281%)	1,109.85 (↓ 32.459%)

5:24 PM

# CloudSpend Dashboard

CloudSpend Your evaluation expires in 98 days [Upgrade Now](#)

Budget / Details

## Zylker\_Budget

Created on 24-Aug-2022 16:35

[Schedule Report](#) [Share](#) [Edit](#) [Delete](#)

### Overview

Current vs Budgeted 21%  
Amount spent: \$ 1,135.91 of \$ 5,500

Forecasted vs Budgeted 100%  
Amount forecasted: \$ 6,548.23 of \$ 5,500

### Configuration

Period: **Monthly** Unit: **Amount**  
Budget: **\$ 5,500** Notify via:

### Recent Alerts

Notified Time	Notified via	Period	Spent (\$)	Budgeted (\$)	Deviation (\$)
Sep 3, 2022 5:38:48 AM	Email	Sep-2022	38,158.04	5,500	32,658.04
Aug 28, 2022 3:37:32 PM	Email	Aug-2022	5,557.22	5,500	57.22

### History

Date	Usage Value (\$)	Budgeted (\$)	Deviation (\$)
Oct-2022	1,135.91	5,500	4,364.09

4:57 PM



# Docker Monitoring


- Get Detailed Insights into Docker Containers
- Automatic Discovery of new containers
- CPU usage, cache memory
- Bytes received and transmitted, network in/out
- Start/Stop Action
- Site24x7 is an official member of the Docker Partner Program



# Kubernetes



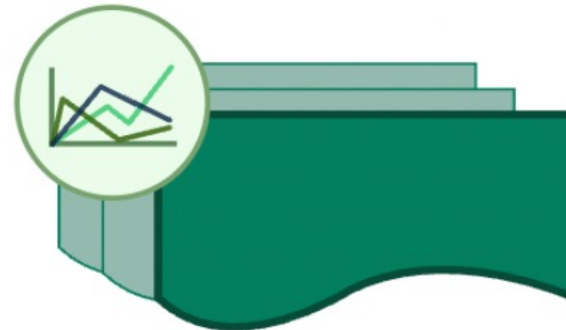
Kube-controller  
manager



Kube-api-server

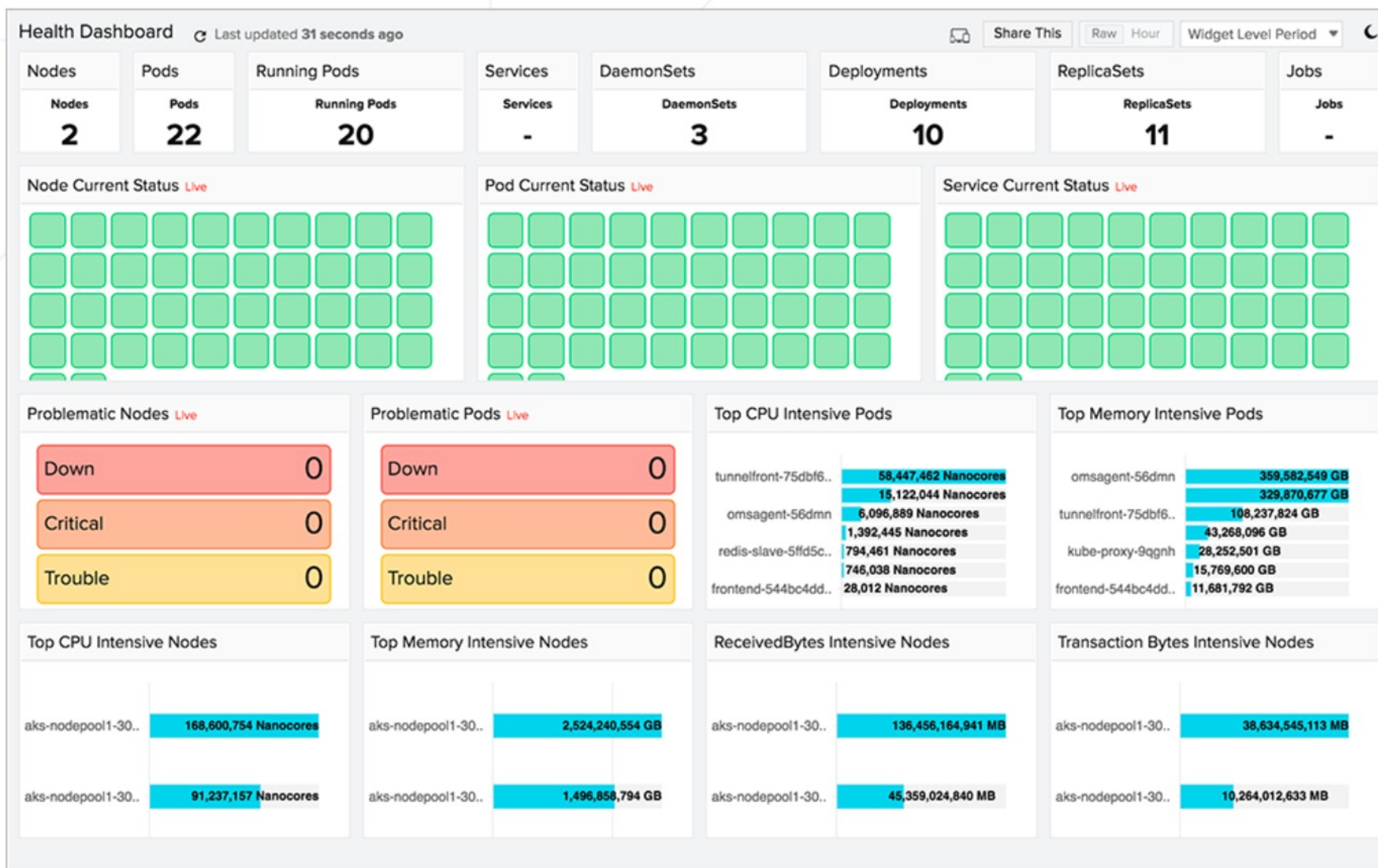


etcd



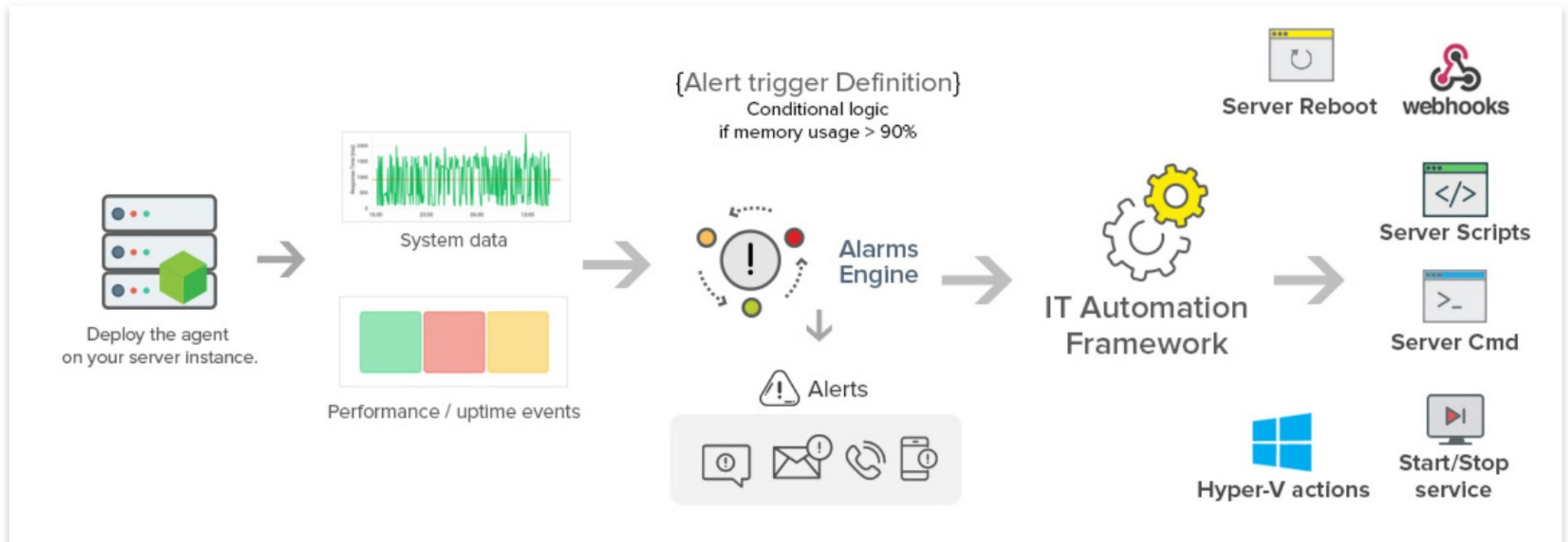
Kube-scheduler

# Kubernetes Workloads



# IT Automation

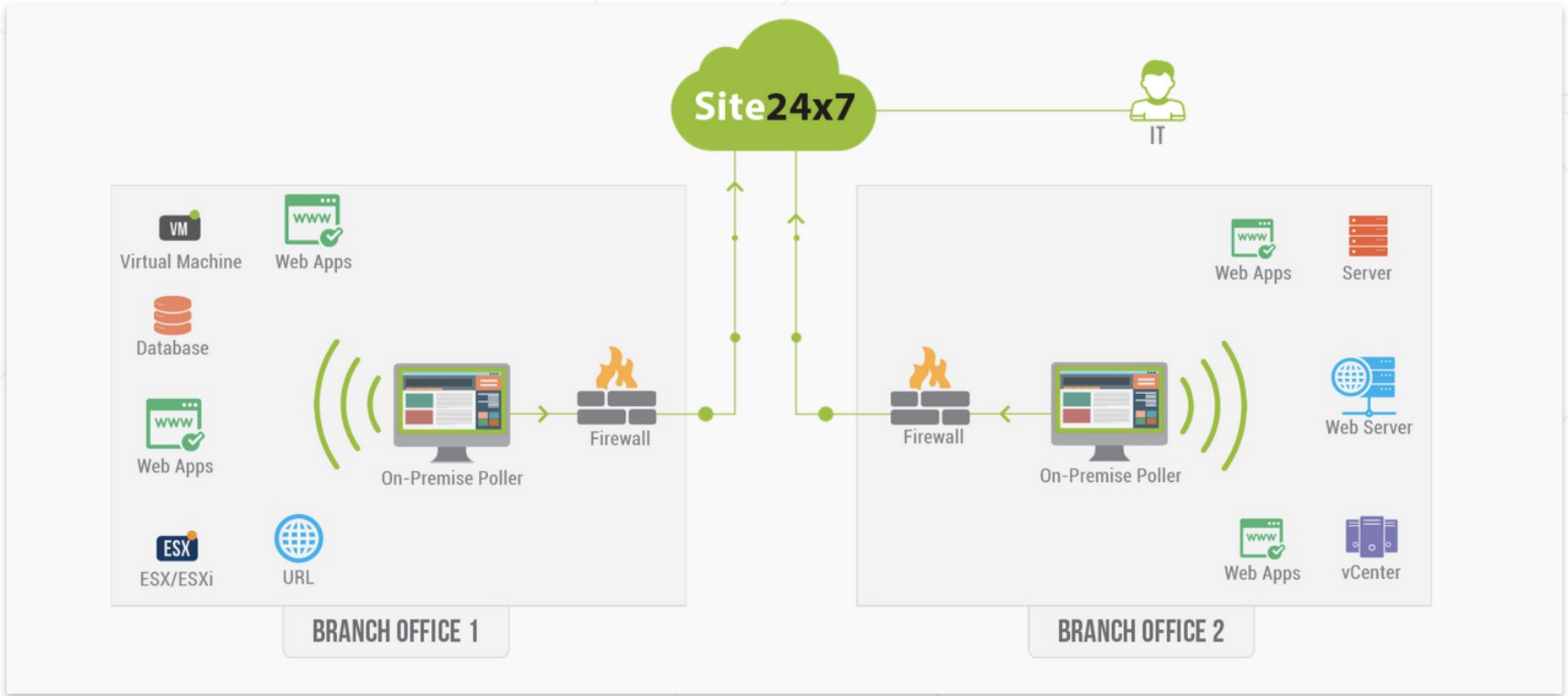
- Provide quick and timely rescue to performance degradation issues
- Ensure high availability
- Eg: Restart Service or Server, Clear backup logs, Clear temp data and lot more...



# **Hybrid Monitoring Platform**

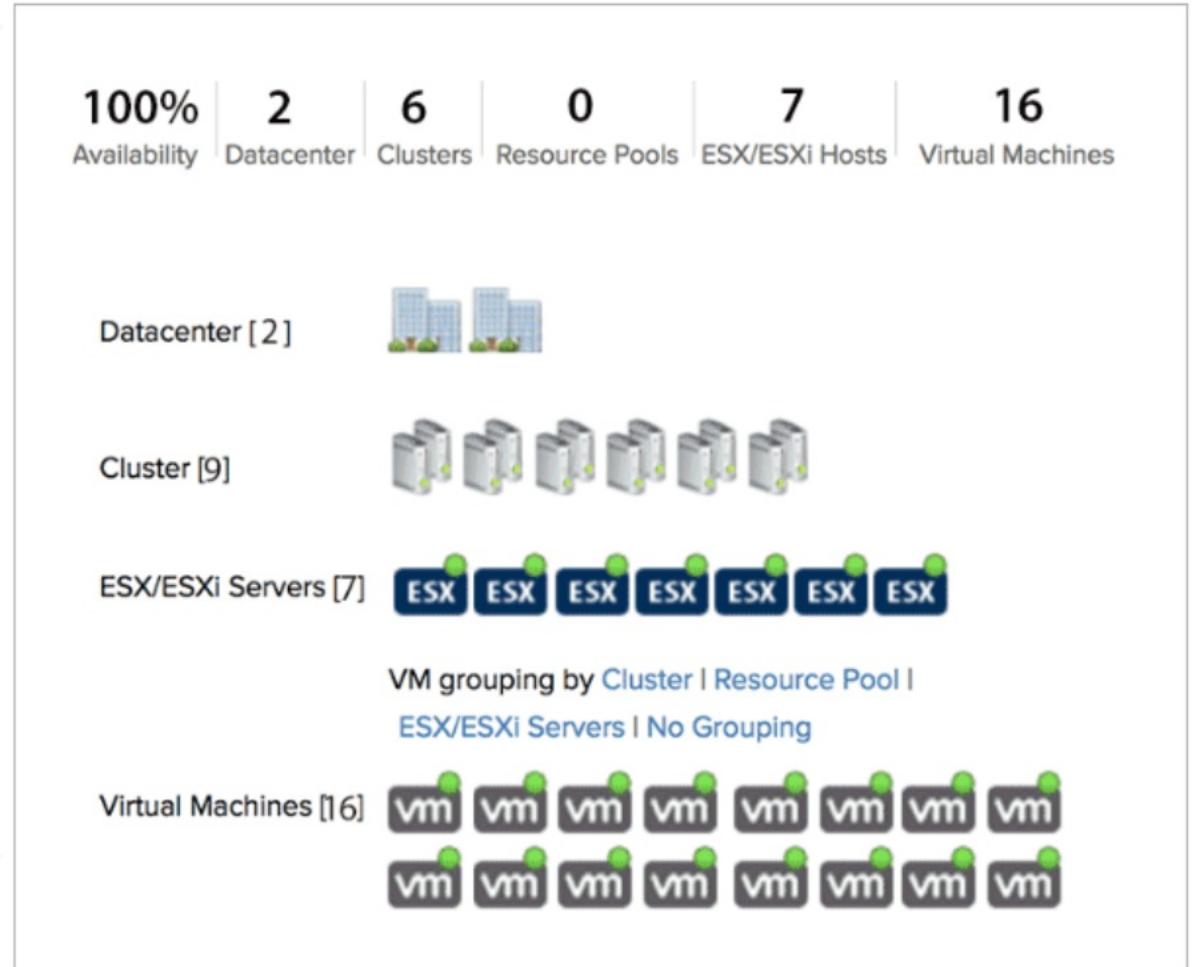


# On-Premise Poller - Architecture



# VMware Monitoring

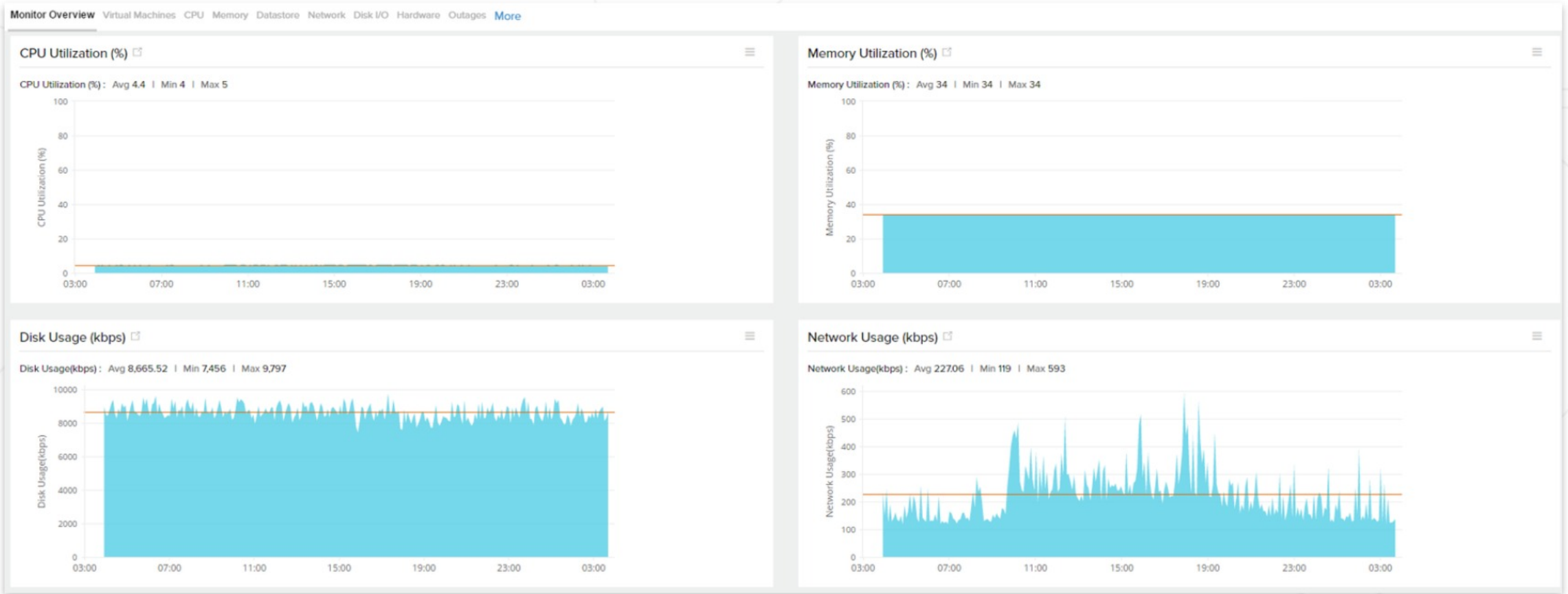
Monitor resource utilization across datacenter, clusters, ESX/ESXi hosts and virtual machines.



# Nutanix Monitoring



# Monitor CPU, memory, disk and network usage at the VM level




# Network Monitoring (SNMP) from the Cloud

Get visibility and control you need to manage your network

Monitor the availability and performance of your firewall device. Get critical metrics like firewall CPU utilization, active sessions count and more.

- \* Routers
- \* Switches
- \* Firewall
- \* Rx/Tx Traffic



Monitor critical parameters of router performance like CPU, memory utilization, buffer hit stats and more.



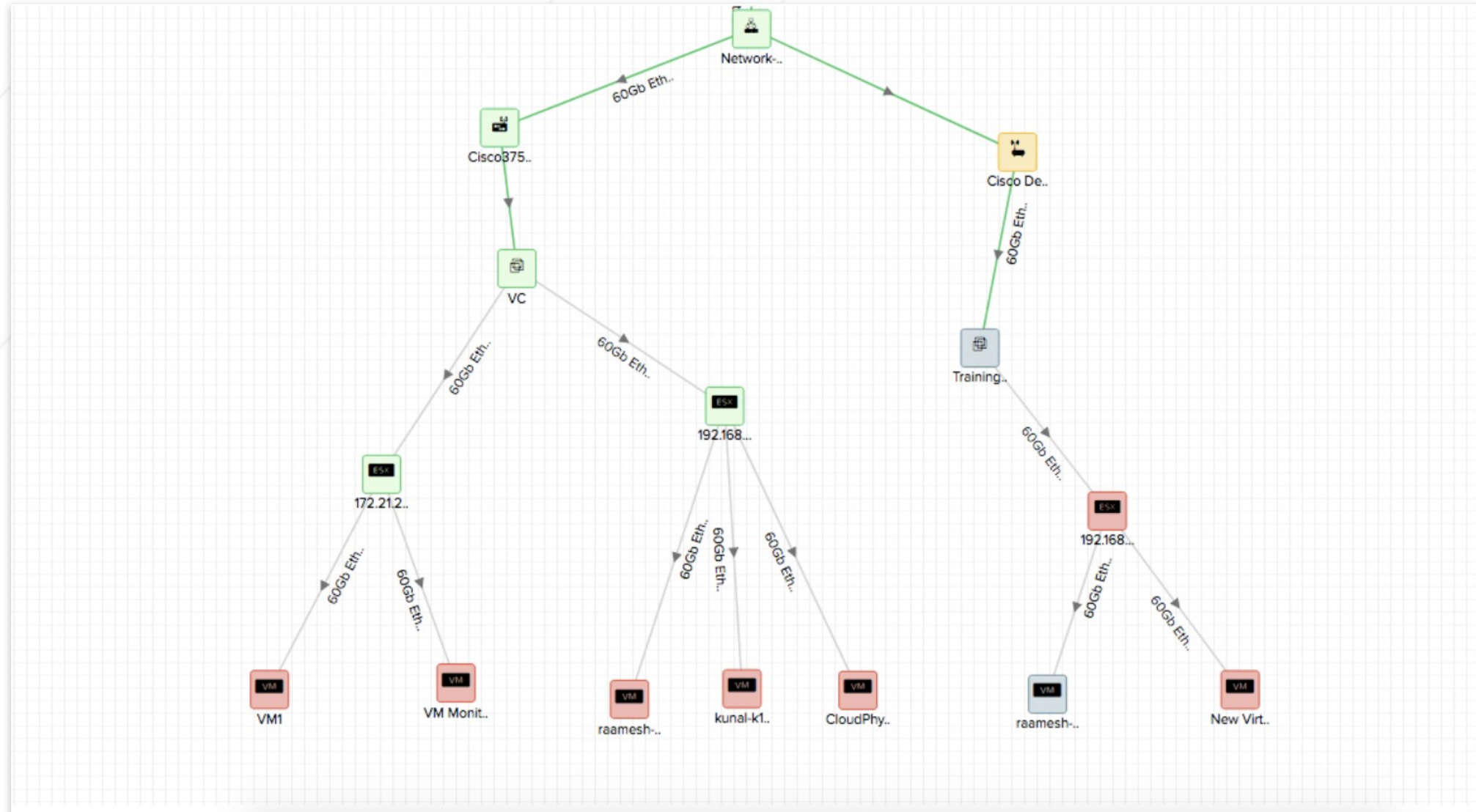
Network Device Deepdive - Rx/Tx Statistics

Device Name	Type	IP Address	Port	State	Color	Alert
10.10.10.1	Router	10.10.10.1	1/24	Up	Green	OK
10.10.10.2	Router	10.10.10.2	1/24	Up	Green	OK
10.10.10.3	Router	10.10.10.3	1/24	Up	Green	OK
10.10.10.4	Router	10.10.10.4	1/24	Up	Green	OK
10.10.10.5	Router	10.10.10.5	1/24	Up	Green	OK
10.10.10.6	Router	10.10.10.6	1/24	Up	Green	OK
10.10.10.7	Router	10.10.10.7	1/24	Up	Green	OK
10.10.10.8	Router	10.10.10.8	1/24	Up	Green	OK
10.10.10.9	Router	10.10.10.9	1/24	Up	Green	OK
10.10.10.10	Router	10.10.10.10	1/24	Up	Green	OK
10.10.10.11	Router	10.10.10.11	1/24	Up	Green	OK
10.10.10.12	Router	10.10.10.12	1/24	Up	Green	OK
10.10.10.13	Router	10.10.10.13	1/24	Up	Green	OK
10.10.10.14	Router	10.10.10.14	1/24	Up	Green	OK
10.10.10.15	Router	10.10.10.15	1/24	Up	Green	OK
10.10.10.16	Router	10.10.10.16	1/24	Up	Green	OK
10.10.10.17	Router	10.10.10.17	1/24	Up	Green	OK
10.10.10.18	Router	10.10.10.18	1/24	Up	Green	OK
10.10.10.19	Router	10.10.10.19	1/24	Up	Green	OK
10.10.10.20	Router	10.10.10.20	1/24	Up	Green	OK

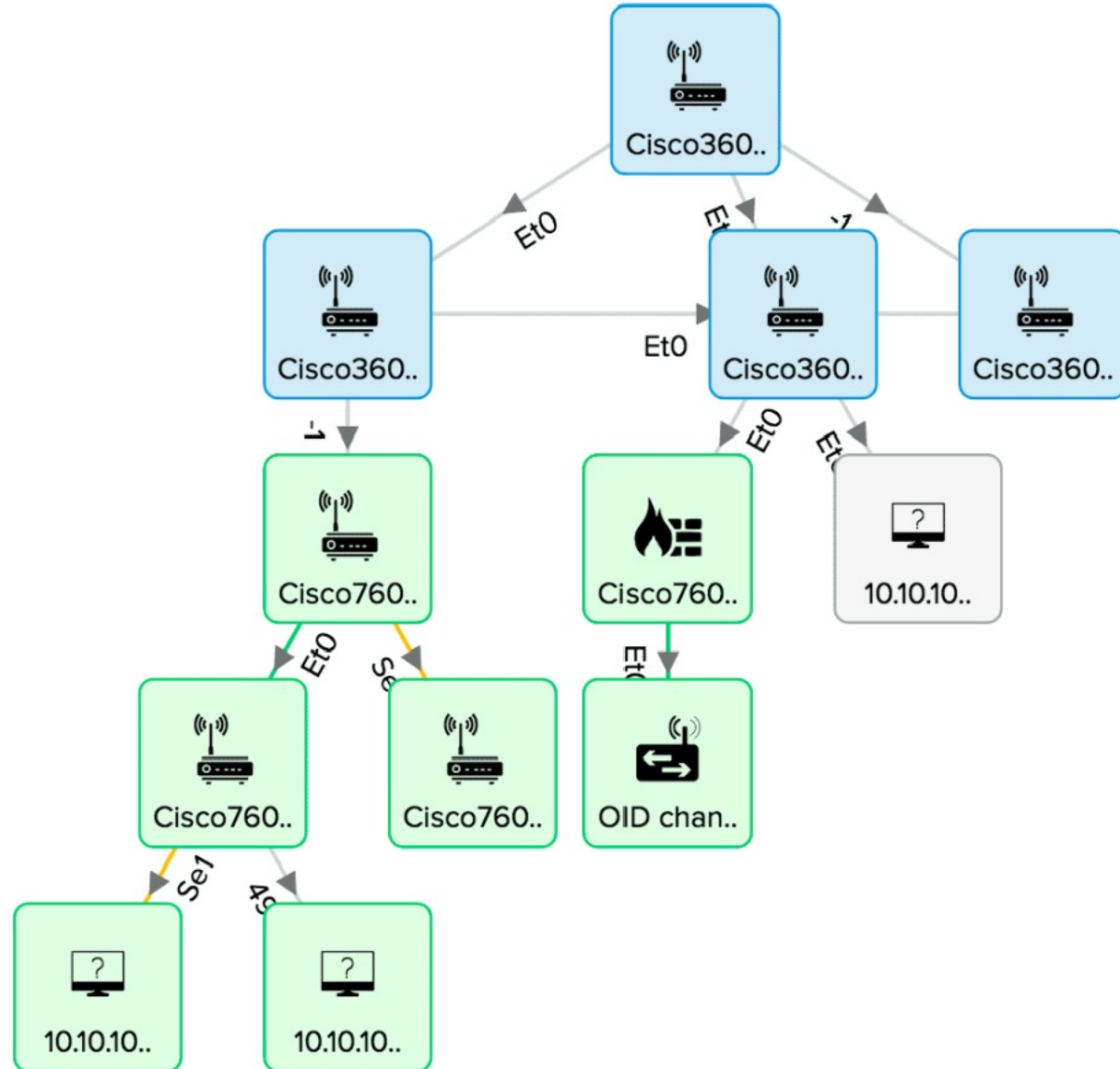
Analyze the status and availability of switch ports. Direct alerts to right operators whenever a switch port or the switch goes down.



# Network Topology



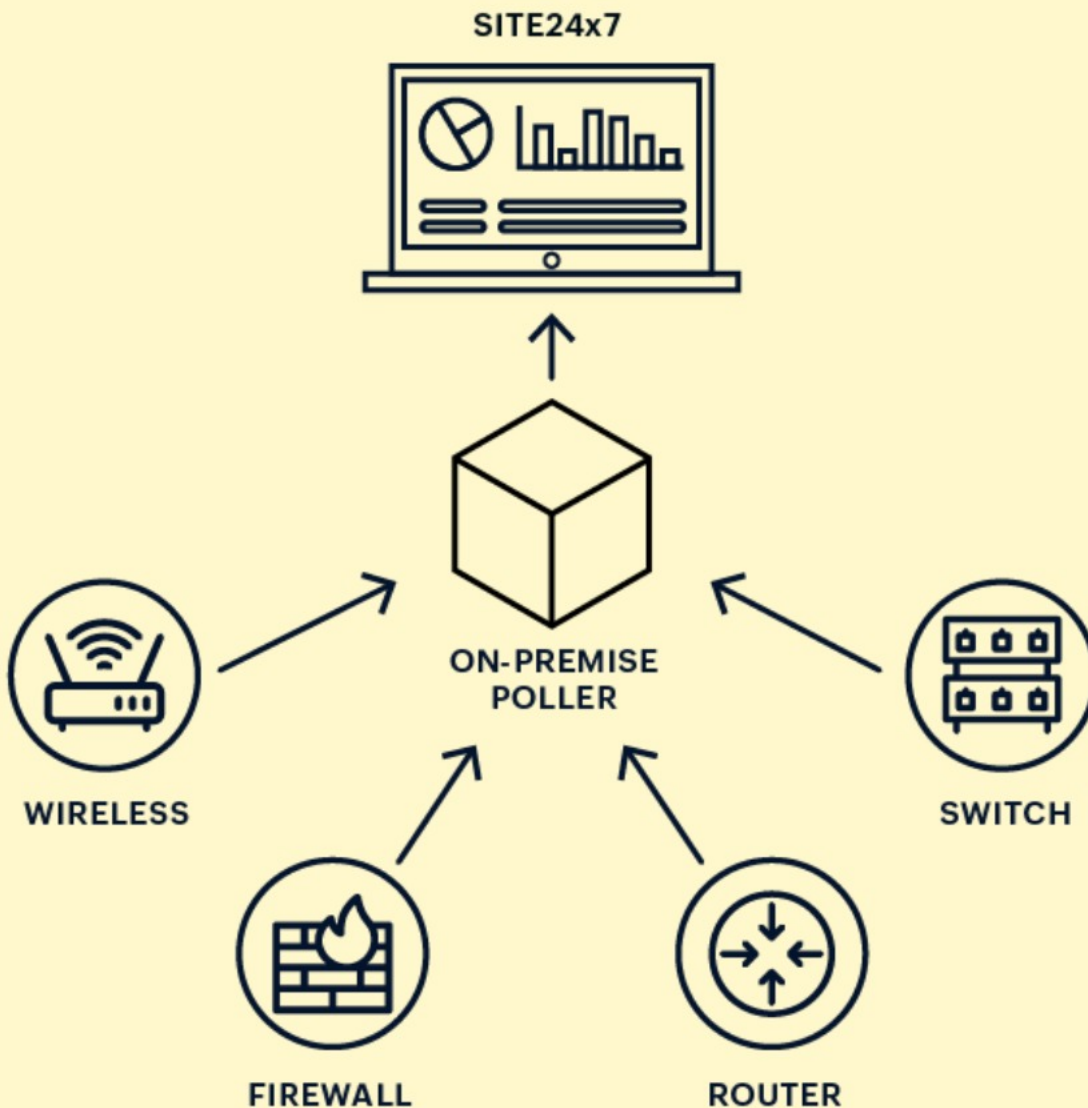
# Layer 2



# NetFlow Analyzer

**Site24x7**

**Flow-based  
network traffic  
and bandwidth  
monitoring**



# NetFlow Health Dashboard

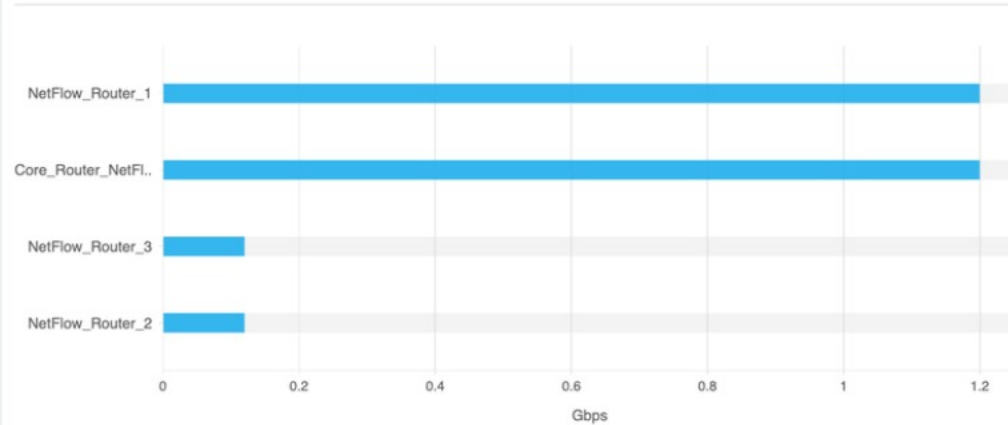
Health Dashboard

Last Hour

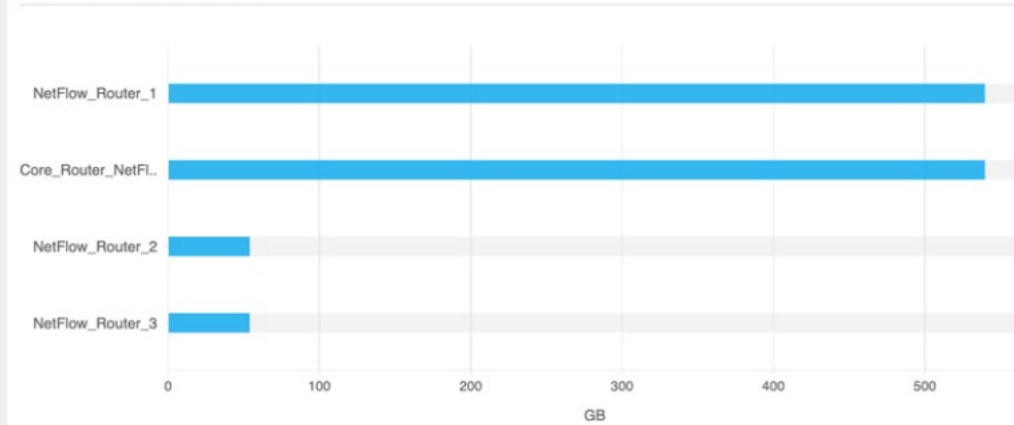
Export PDF

Page Tips

## Top 10 Devices by Traffic



## Top 10 Devices by Volume



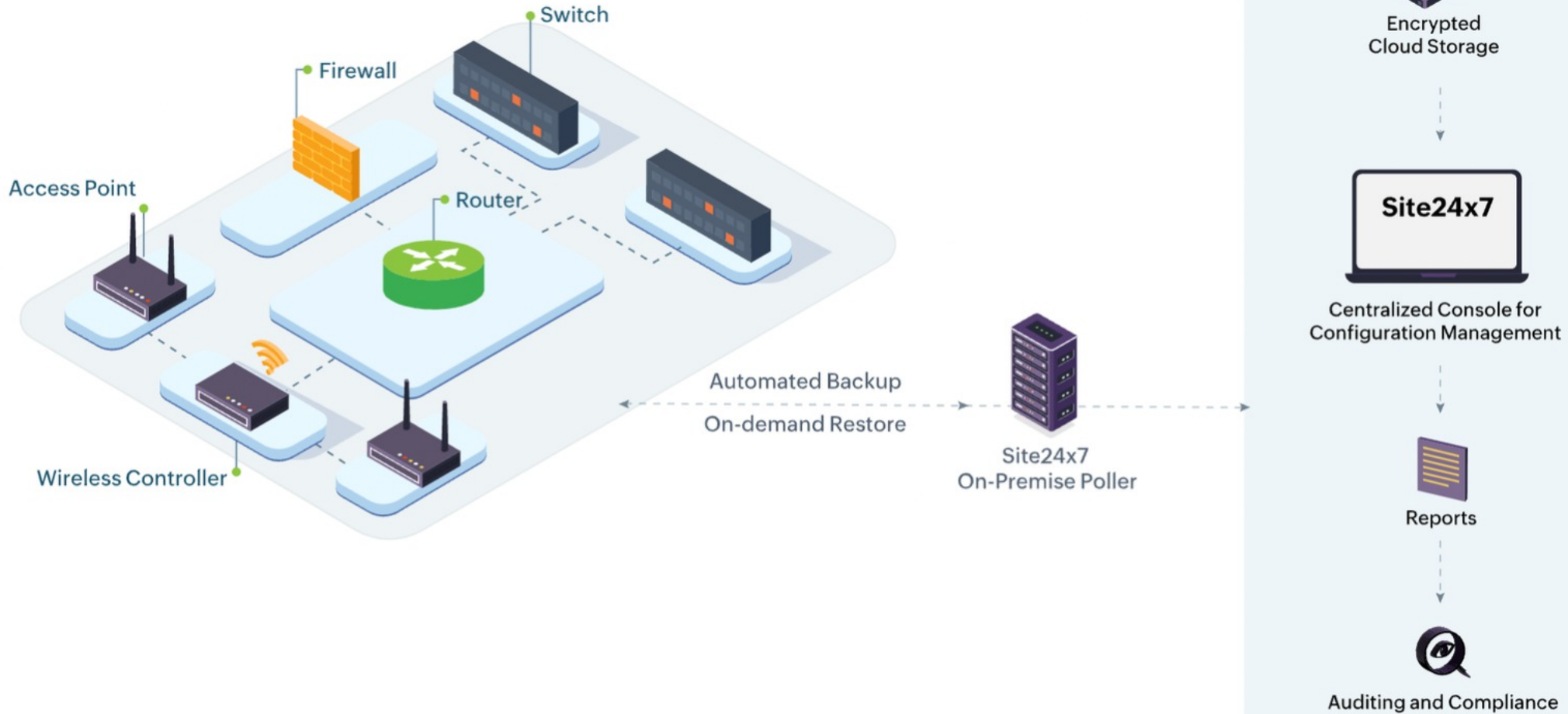
## Top 10 Interfaces by Out Traffic

Device Name	Interface Name	Out Traffic (bps)
NetFlow_Router_1	IfIndex1	300.75 M
Core_Router_NetFlow	IfIndex1	300.72 M
Core_Router_NetFlow	eth2	300.12 M
NetFlow_Router_1	eth2	300.12 M
NetFlow_Router_1	eth0	299.68 M
Core_Router_NetFlow	eth0	299.67 M
Core_Router_NetFlow	eth1	299.10 M
NetFlow_Router_1	eth1	299.09 M
NetFlow_Router_3	eth0	30.11 M
NetFlow_Router_2	eth0	30.11 M

## Top 10 Interfaces by In Traffic

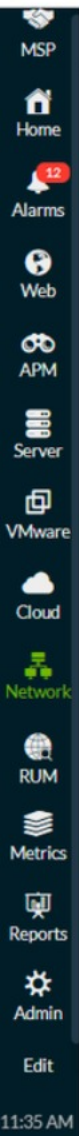
Device Name	Interface Name	In Traffic (bps)
Core_Router_NetFlow	eth0	300.16 M
NetFlow_Router_1	eth0	300.14 M
NetFlow_Router_1	eth2	299.96 M
Core_Router_NetFlow	eth2	299.96 M
NetFlow_Router_1	IfIndex1	299.75 M
Core_Router_NetFlow	IfIndex1	299.73 M
Core_Router_NetFlow	eth1	299.54 M
NetFlow_Router_1	eth1	299.54 M
NetFlow_Router_3	eth2	30.04 M
NetFlow_Router_2	eth2	30.04 M

# Network Configuration Manager





# Network Configuration Manager



## Compare Configurations

**L.H.S**

Select Device  
10.10.10.14

Select Config Type  
Startup-Baseline

Select Version  
1

Changed Date  
Thu Oct 28 19:44:13 IST 2021

**R.H.S**

Select Device  
10.10.10.18

Select Config Type  
Running

Select Version  
3

Changed Date  
Fri Oct 29 11:33:47 IST 2021

## Diff View

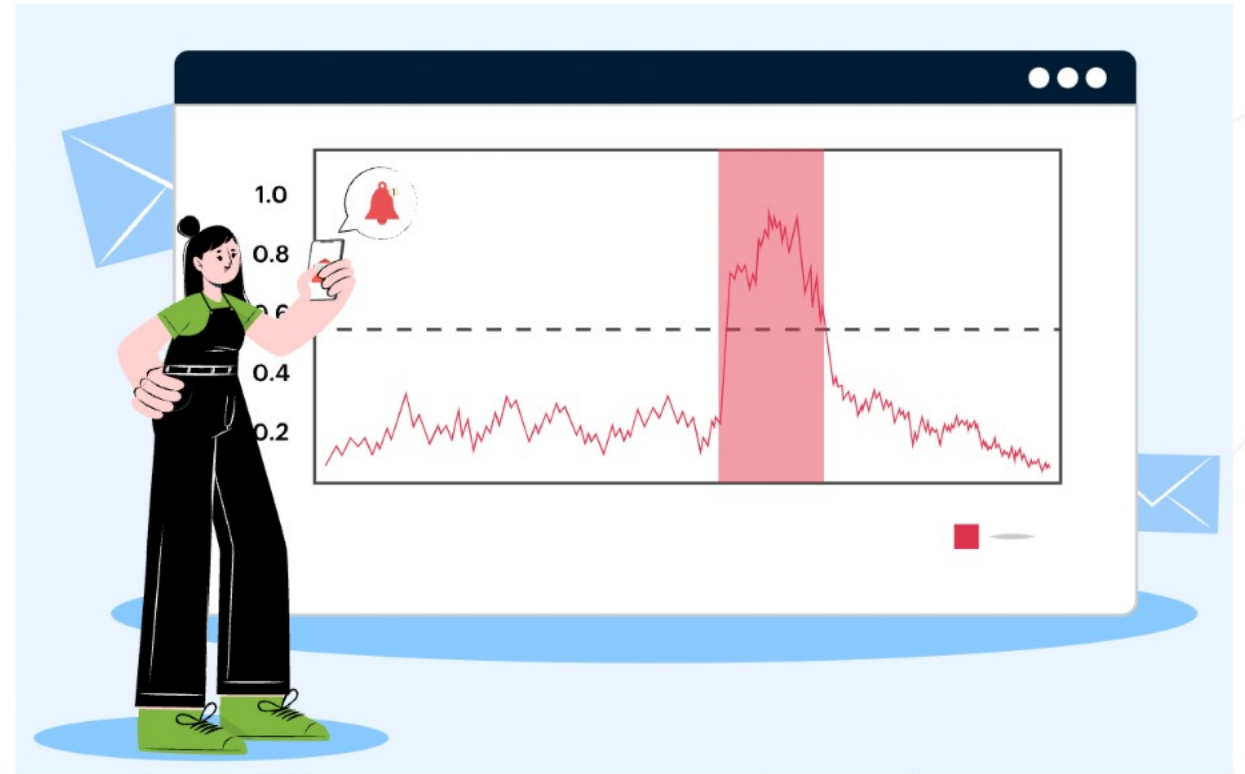
	L.H.S (1)	R.H.S (2)
3	Building configuration...	
4		
5	Current configuration:	
10	!	!hostname Cisco360046
11	hostname Cisco360044	
12	!	
16	!prompt Cisco360044#	!prompt Cisco360046#1
19	ip address 10.10.10.14	ip address 10.10.10.18
20	cdp enable	no cdp enable
21	mtu 1500	mtu 15001
25	cdp enable	no cdp enable
28	interface Serial0	ip route 0.0.0.0 0.0.0.0 10.10.10.18
29	ip address 10.10.10.14	
30	mtu 1800	
31	!	
32	interface Serial0	
33	ip address 127.0.0.1	
34	mtu 1800	
35	!	
36	interface Serial1	
37	ip address 10.10.10.14	
38	mtu 1500	
39	!	

Added (0)  Modified (84)  Deleted (3)

View differences or all lines between two configurations.

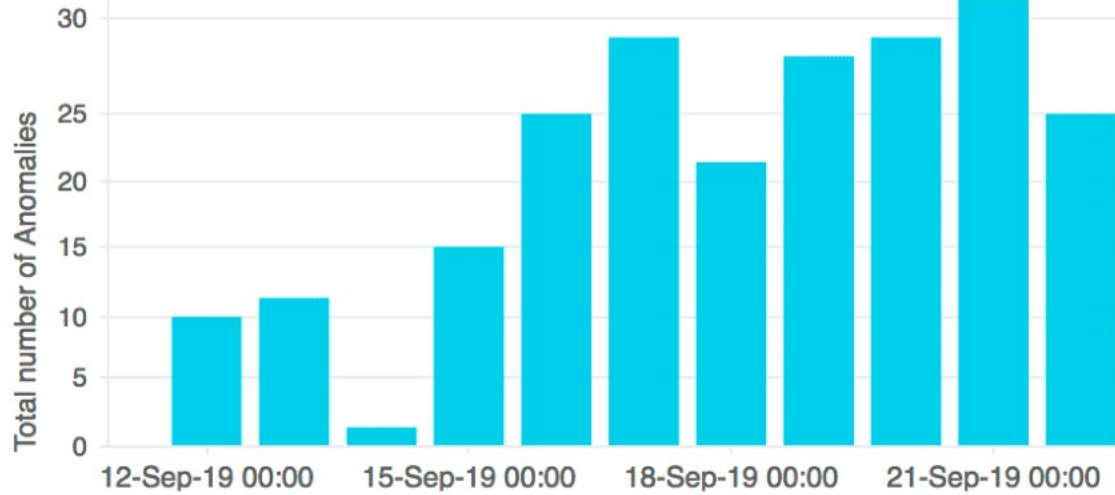
# Anomaly reporting

- AI-powered anomaly and outlier detection
- Self-learning monitoring solution based on AI and machine learning
- Detect abnormal metric values and find undetected issues in your infrastructure



# AI Driven Anomaly Dashboard

## Anomaly Summary



## Anomaly History

[Know the Severities](#)

Dec 31, 2019 11:11:38 PM

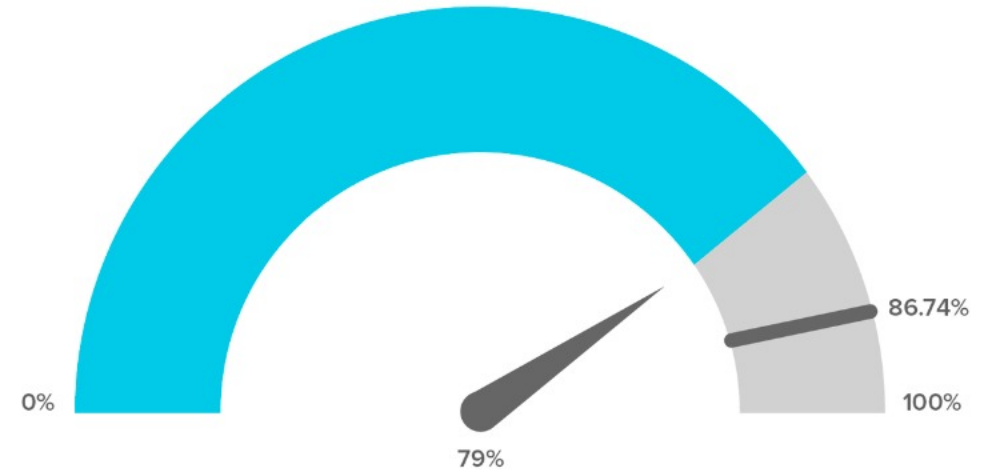
[Info](#)

The **Response Time** has surged to **604.91 ms** in Fremont-CA. This has resulted in a **1.5** times increase in Response Time from the baseline average 95th percentile value.

- [Analyze Root Cause](#)

## Disk Usage with Capacity Plan [i](#)

[View more details](#)

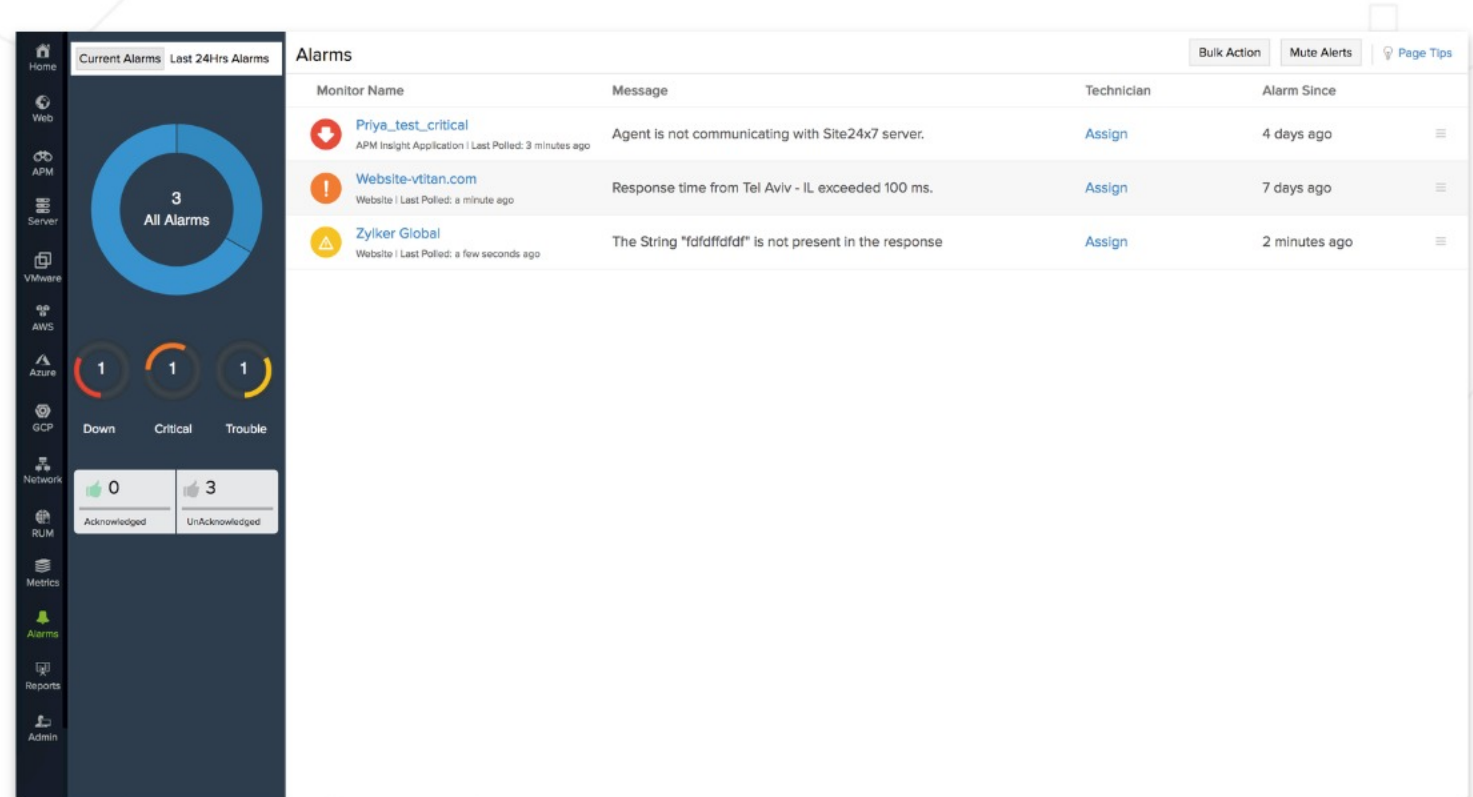


Total disk Percentage : 79

Predicted value (After 7 days) : 86.74

# Alarms View - Incident management made easy

- View all down/trouble alerts grouped under a unified dashboard
- Classify Alarms based on filters set up for monitor type, severity and acknowledgement status
- Provision to assign alarms to individual technicians
- Alarm details page for each down/trouble alarms providing in depth information on the alarm and easy access to alert and log reports





# NOC dashboard





# Custom Dashboard

Customize, add, move and resize your widgets Done customizing Take a Tour

Add Widgets

Choose Widget Category ⌵  
Performance Widgets

Filter Monitors by Monitor Group ⌵  
All Monitors

Choose Monitor Type ⌵  
Application Load Balancer

Choose monitors ⌵  
No items selected

Graphical

Choose Time Period ⌵  
Last 1 Hour

Drag widgets to dashboard

Search Attributes

Average Latency

Requests Count

Consumed LB Capacity Units

Healthy Hosts

Unhealthy Hosts

ELB Errors

Connections

Connection Errors

Ro Dashboard Size 8 columns ⌵ Delete

Add Description

Date & Time ✕

03:17 PM

(GMT 5:30) IST

IST

15 Feb 2018

Availability Chart of Application... ✕

Response Time - Monitors ✕

Availability Chart of Attribute ✕

Throughput Report - Monitors ✕

Packet Loss - Monitors ✕

Response Time Chart - Monitors ✕

Monitor T... ✕

Website

15/536 Monitors in

Alarms of ... ✕

Down	5
Trouble	10
Maintenance	0

Subgroups in Monitor Group of ... ✕

All monitors are in the group

36/124 Monitors

Jhihi

No active monitors

Current Status of All Monitors Live ✕

Subgroup... ✕

Business View of All Type of monitors Live ✕

Response Time Chart of PING-... ✕

Response Time Chart of live - ... ✕

All Monito... ✕

Down	54
Trouble	45
Maintenance	0

Response Time By Location Re... ✕

Cisco Memory Utilization - Moni... ✕

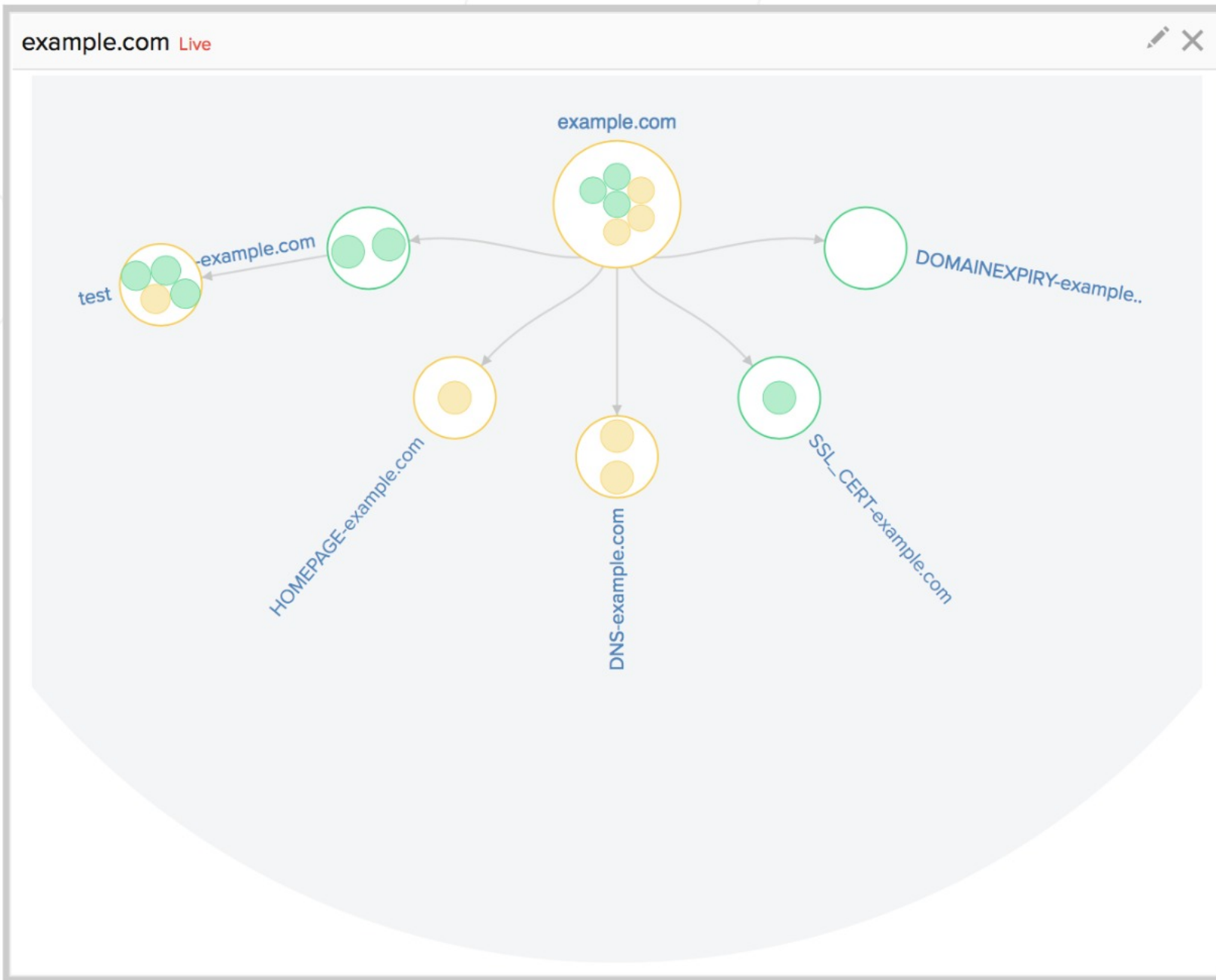
Alarms of ... ✕

Down	8
Trouble	2
Maintenance	0

Home
Web
Server
AWS
Network
Reports
Admin

Feedback  
3:17 PM

# Business View



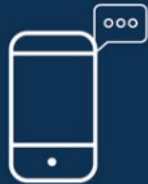
Email



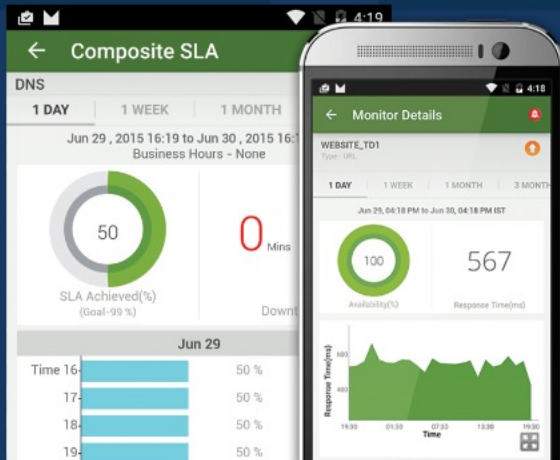
SMS



Phone



IM



# Alerts & Notifications

Down ⓘ  Email  SMS  Phone  IM  Twitter

Trouble ⓘ  Email  SMS  Phone  IM  Twitter

Up ⓘ  Email  SMS  Phone  IM  Twitter

Alerting Period ⓘ  24:00 (Total Hours)  
0:00 0:00

Don't Alert Me

Email Format

# Third Party Integrations



Microsoft Teams



Slack



SDP MSP



Amazon  
EventBridge



OpsGenie



ConnectWise



SDP On-Demand



ServiceNow



Zapier



webhooks



PagerDuty

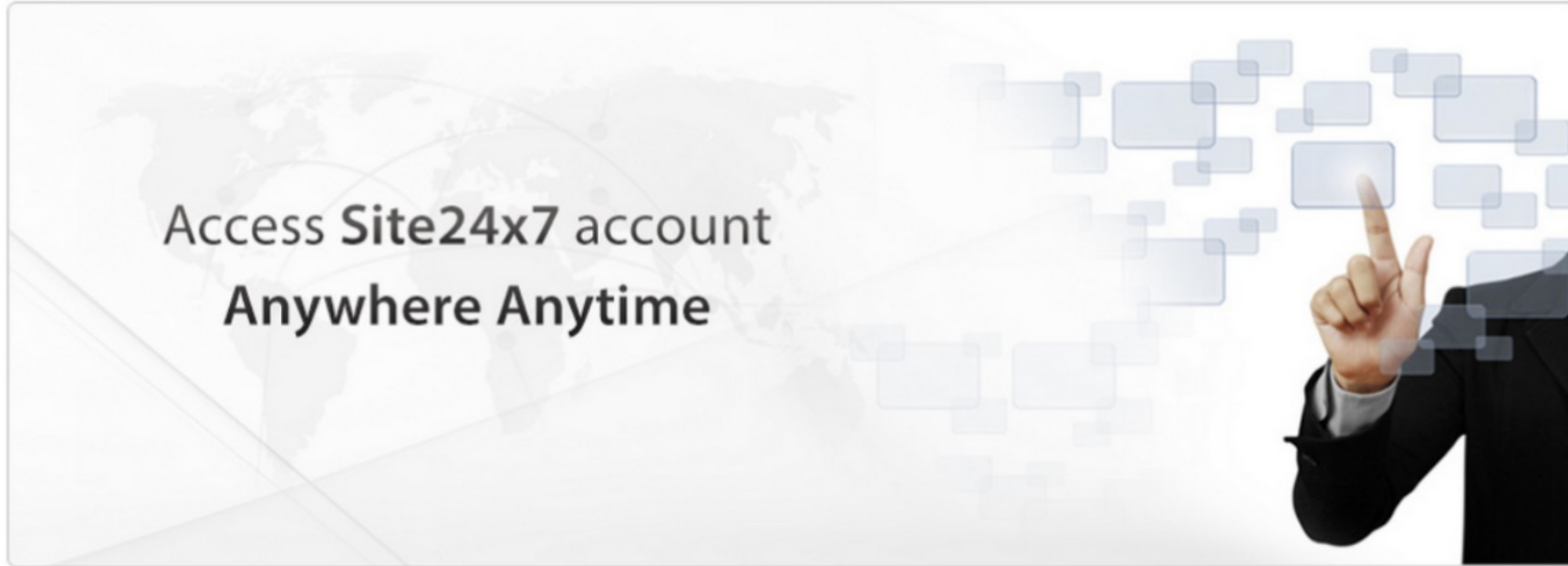


Jira



Zoho Analytics

# Connectivity on the Go...



App for iPhone



App for Android



Mobile Web



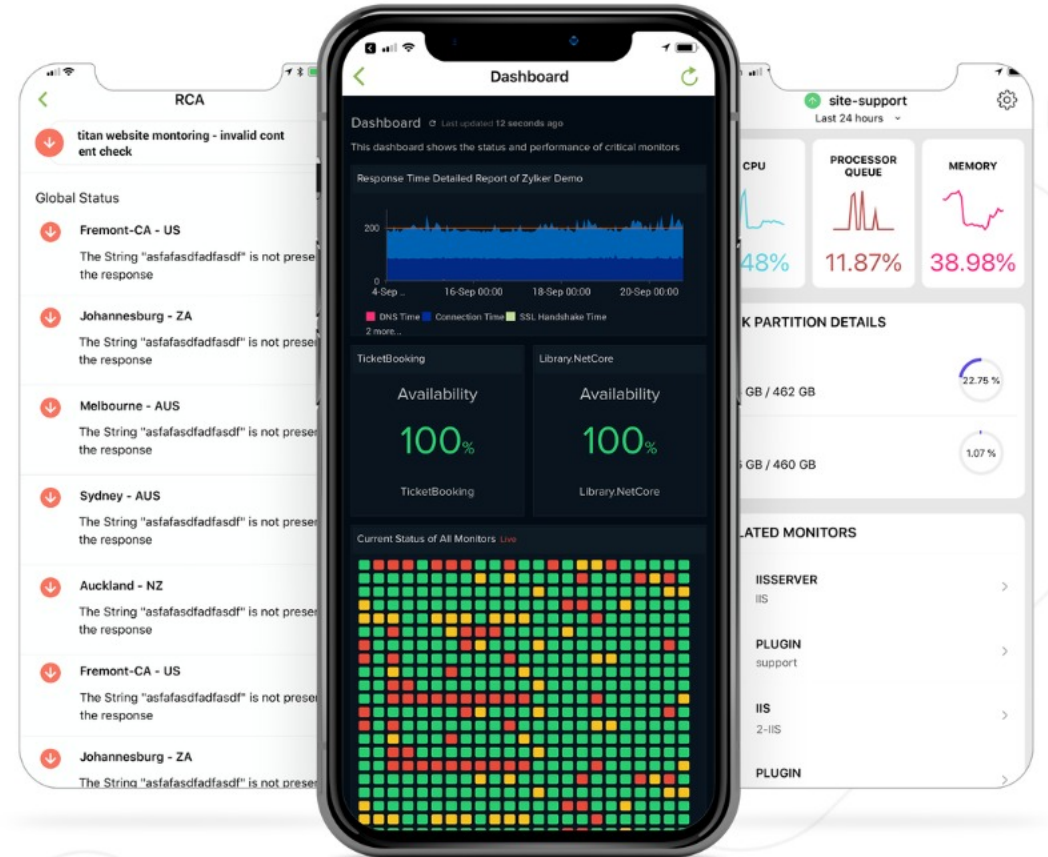
DeskApp





# iPhone & Android App

- Get instant alerts via Push notifications
- Track current status of monitors
- View detailed outage history of monitors
- Analyse Downtime using RCA
- View Custom Dashboard
- Troubleshoot your servers by checking recent events




# Publish your service status to your customers

Powerful Status Pages for Business Transparency





**ZYLKER.COM**

## Status Dashboard

 **Zylker Chat Will be under maintenance**  
Zylker Chat Will be under maintenance between 2:00 PM to 3:00 PM.















### Zylker Services Availability

Current Status ⓘ

Service Name	Performance	Details
 Zylker Campaigns	5,543 ms	Service operating normally
 Zylker Chat	960 ms	Service operating normally
 Zylker Connect	1,655 ms	Service operating normally
 Zylker Contact manager	547 ms	Service operating normally

Get Availability And Performance Status Globally

### Global Status

-  Texas
-  Seattle
-  Virginia
-  Italy
-  Denver
-  London
-  China
-  Sao Paulo
-  Los Angeles
-  Tel Aviv
-  Sydney
-  Toronto
-  Auckland
-  Tokyo

## Highlights:

- Make **announcements** in the Status Page to share important service related information.
- Announcements can be set to **stay pinned on top** of the status page for a specific time period.
- View **incident history** grouped by date. Drill down into the details of individual monitor metrics.
- New design theme facilitates simplified navigation inside the status page.
- **Customize** the logo, URL, and footer notes to promote your brand image and ensure easy accessibility.

**Site24x7**

### Service Status

**Service Interruption**  
We are facing interruption in our service. We are looking at it.  
Update | Delete

### Current Status

Service Name	Details
sample	Service is down
Website-fog.com	Service operating normally
Website-he.com	Service operating normally

### Status History

Service Name	Uptime	21 Sep	20 Sep	19 Sep	18 Sep	17 Sep	16 Sep	15 Sep	>
sample	80.52%	🔴	🔴	🟢	🟢	🟢	🟢	🟢	
Website-fog.com	100%	🟢	🟢	🟢	🟢	🟢	🟢	🟢	
Website-he.com	100%	🟢	🟢	🟢	🟢	🟢	🟢	🟢	

🟢 Normal Service Availability   🟡 Service Interruption   🔴 Service Down   ⚪ No Data

### Incident History

Sep 20, 2016  
6:49 PM  
**Service Interruption**  
We are facing interruption in our service. We are looking at it.  
Update | Delete

Powered by Site24x7 Website Monitoring

# Security and Compliance

- ISO/IEC 27001 certified; SOC 2 Type II compliant
- OWASP as secure coding practice. Penetration test once every 6 months by our internal hacking team. Vulnerability scan every week.
- Undergoes an industry standard security audit every year, where an evaluation of the design and operating effectiveness of controls with respect to AICPA's Trust Services Principles are diligently done.
- Distributed Grid Architecture Data Protection and Back-up 24x7x365
- Security 128/256-bit SSL.
- GDPR compliant
- Dedicated datacenters in important regions
  - US: [www.site24x7.com](http://www.site24x7.com)
  - EU [www.site24x7.eu](http://www.site24x7.eu) (Amsterdam, Dublin)
  - CN [www.site24x7.cn](http://www.site24x7.cn)
  - IN [www.site24x7.in](http://www.site24x7.in) (Chennai, Mumbai)



IS 642819



IS 642819  
ISO 27001





# Value Add with Site24x7

- Monitor from over 100+ locations globally
- Hybrid monitoring solution
- 1 min check frequency
- Multi tenancy and monitor group support
- Full stack monitoring solution
- Monitor intranet resources from the Cloud using Poller technology
- Get global perspective with Real User Monitoring
- Unified portal for Managed Service Provider (MSP)
- SOC 2 certified & GDPR complaint
- Zoho Single Sign on with two factor authentication



# Site24x7 Pricing - Startup to Enterprise Model and for MSP's

Website Monitoring	Infrastructure (Cloud, Server & Network)	APM	All-in-one Plan	MSP
<p><b>Starter</b></p> <p><del>\$10/mo</del></p> <p><b>\$9/mo</b> (paid annually)</p> <p><a href="#">SIGN UP NOW</a> 30-DAY FREE TRIAL</p> <ul style="list-style-type: none"> <li>10 Websites/Servers</li> <li>1 Synthetic Web Transaction</li> <li>Buy Add-ons for more</li> <li>5 Network Interfaces</li> <li>500 MB Logs</li> <li>100K RUM Pageviews &amp; 1 site</li> <li>Select from over 90+ Locations</li> <li>50 SMS/Voice Credits Per Month</li> <li>Multi-user</li> <li>Third party integration</li> <li>Standard Support</li> </ul>	<p><b>PRO</b></p> <p><del>\$39/mo</del></p> <p><b>\$35/mo</b> (paid annually)</p> <p><a href="#">SIGN UP NOW</a> 30-DAY FREE TRIAL</p> <ul style="list-style-type: none"> <li>40 Websites/Servers</li> <li>3 Synthetic Web Transactions</li> <li>Buy Add-ons for more</li> <li>5 Network Interfaces</li> <li>500 MB Logs</li> <li>500K RUM Pageviews &amp; 5 sites</li> <li>Select from over 90+ Locations</li> <li>150 SMS/Voice Credits Per Month</li> <li>Multi-user</li> <li>Third party integration</li> <li>Premium Support</li> </ul>	<p><b>Classic</b></p> <p><del>\$99/mo</del></p> <p><b>\$89/mo</b> (paid annually)</p> <p><a href="#">SIGN UP NOW</a> 30-DAY FREE TRIAL</p> <ul style="list-style-type: none"> <li>100 Websites/Servers</li> <li>5 Synthetic Web Transactions</li> <li>Buy Add-ons for more</li> <li>10 Network Interfaces</li> <li>500 MB Logs</li> <li>1M RUM Pageviews &amp; 10 sites</li> <li>Select from over 90+ Locations</li> <li>250 SMS/Voice Credits Per Month</li> <li>Multi-user</li> <li>Third party integration</li> <li>Premium Support</li> </ul>	<p>Starts at</p> <p><b>\$225/mo</b> (paid annually)</p> <p><a href="#">ENTERPRISE PLANS</a> VIEW OPTIONS</p> <p>Checkout our enterprise plans for high volume requirements.</p>	

# Site24x7 Customers across the globe



# Site24x7 Social

Blogs - <http://blogs.site24x7.com/>

Community - <https://www.site24x7.com/community/>

Facebook - <https://www.facebook.com/Site24x7>

Twitter - <https://twitter.com/site24x7>

LinkedIn - <https://www.linkedin.com/company/site24x7>

Google + - <https://plus.google.com/+Site24x7>

YouTube - <https://www.youtube.com/site24x7>



# Site24x7 Resources

Forums - <https://www.site24x7.com/community/>

Help Guide - <https://www.site24x7.com/help/> □

Knowledge Base - <https://support.site24x7.com/portal/home>

Training & Implementation Program

<https://www.site24x7.com/training.html>





# Site24x7 Sales & Support

Site24x7 Technical Support : [support@site24x7.com](mailto:support@site24x7.com)

Site24x7 Sales : [sales@site24x7.com](mailto:sales@site24x7.com)

Chat with us : <http://www.site24x7.com/chat>

## Phone

- USA : +1 408 352 9117
- AUS : +61 280 662 895
- UK : +44 203 564 7893
- India : +91 44 67447070 (Extn : 7273)





# Thank You!

Feel free to send your product queries to [support@site24x7.com](mailto:support@site24x7.com)

For Sales queries contact [sales@site24x7.com](mailto:sales@site24x7.com)

